



U.S. PRICE LIST

COMPACT EXCAVATORS

**UP-CEX
REVISION 30**

EFFECTIVE JANUARY 1, 2020

THIS IS AN ELECTRONIC COPY ONLY – HARD COPIES WILL NOT BE DISTRIBUTED.

The prices included in this revision supersede any prices established prior to the effective date shown unless specifically identified in a price bulletin as superseding this price list.

Below is a list of Family(s) and Model(s) that are included in this price list.

Compact Excavators

E17C E37C

E26C E57C

E30C E60C

PLEASE NOTE: Retain the price book pages of the discontinued series for your records.

Copyright 2020 By

CNH Industrial America LLC

Compact Excavator Line Price & Data Pages

<u>EQUIPMENT DESCRIPTION</u>	<u>PAGE</u>
<u>Compact Excavators</u>	
E17C CANOPY	3
E26C	7
E30C	14
E37C	20
E57C CAB	28
E60C CAB	36
Appendix A Bucket & Coupler Knowledge Guide	44
Service Parts DIA Kit List	60

**E17C COMPACT EXCAVATOR
US PRICE LIST**

Standard Equipment

ENGINE:

Kubota D902 3 Cyl. water-cooled, mechanical injection diesel
54.8 CID (0.898L)
Tier 4 Final
Glow plugs
Horsepower:
Gross 16.8 HP (12.5 Kw)@2,300 RPM
Maximum Engine Torque:
39.49 lb ft (53.54 Nm)@1900 RPM
Dry type air cleaner

OPERATOR PROTECTIVE STRUCTURE:
ROPS/FOPS:

Two post canopy design

Sound levels:

ISO 6396:2008 sound pressure level LpA=76dB(A)

Mechanical Suspension seat, with seat belt

Pilot operated joysticks for boom, arm bucket, and swing with adjustable wrist rests

Foot pedal for swing tower control

Gauges:

Engine Coolant Temperature and Fuel level

Indicator Lights:

Engine oil pressure, coolant temperature, battery charge, low fuel warning, engine preheat, Air cleaner warning, Hyd. quick coupler lock, and high travel speed

ELECTRICAL:

12 Volt electrical starting system includes heavy-duty battery and starting motor

40 Amp Alternator

Battery Master Switch

Key Start

Anti-Theft-Engine starting passwords

Dual 12V power plug recepticals

Front working Light

Pre-wired telematics ready

BLADE:

Hydraulically controlled dozer blade with adjustable width

UNDERCARRIAGE:

Variable undercarriage (3'3" to 4'3")

Track pad width: 9" (230 mm)

Track length: 5'3" (1590 mm)

Gradeability: 30 degrees

Ground Clearance: 6.7" (170 mm)

TRACK DRIVE:

Two speed Auto shift travel

Fully hydrostatic drive system

Track tension adjustment(grease type)

Sealed and lubricated track

HYDRAULICS:

Control pattern selector valve

Hydraulic oil filter

Total Auxiliary Flow:

7.2 gpm @ 2,466 psi

(27.4 L/min @ 170 bar)

Main Pump: 2,990 PSI

Auxiliary piping capped at end of dipper

Proportional auxiliary hydraulic flow control

Selector valve for single or two way aux flow

Large capacity hydraulic oil cooler

Cylinder rod protection covers

-Dozer, Boom

UPPER:

Standard Arm: 3'2" (0.96 m)

Optional Long Arm: 3'8" (1.12 m)

Boom: 5'11" (1.8 m)

Boom Swing: 70° left / 54° right

Zero Tail Swing

MISCELLANEOUS:

Operating weight:

Canopy, short arm-3,750 lb (1700kg)

Canopy, Long arm with additional counterweight-3,950 lbs.(1790 kg)

Additional Counterweight - 180 lbs

WARRANTY - Base Warranty coverage:

2-Year/3,000-Hour Full Machine Limited

Warranty

SHIPPING POINT:

Port of Entry



**E17C COMPACT EXCAVATOR
US PRICE LIST**

Models

COMMERCIAL MODEL	BRAND	Weight	Factory Data	List Price
E17C	New Holland CE	7,672 LB		\$36,301.00

Packet	Description			Weight	Factory Data	List Price
E17C LONG ARM						\$639.00
SD_30180-TRAVEL ALARM			Travel Alarm			
SD_40003-COUNTERWEIGHT			Additional Counterweight.			
SD_X5406-1ST AUX HYD TWO WAYS			2Way Aux Joystick Proportional			
SD_X6100-ARM			Long Arm - 747329			
SD_X6207-HYDR Q/C PROV.			W/O Q/C Provision			
E17C SHORT ARM						\$166.00
SD_30180-TRAVEL ALARM			Travel Alarm			
SD_40003-COUNTERWEIGHT			Standard Counterweight.			
SD_X5406-1ST AUX HYD TWO WAYS			2Way Aux Joystick Proportional			
SD_X6100-ARM			Short Arm - 747320			
SD_X6207-HYDR Q/C PROV.			W/O Q/C Provision			



**E17C COMPACT EXCAVATOR
US PRICE LIST**

Factory Supplied Options

Order Code	Description	Weight	Factory Data	List Price
------------	-------------	--------	--------------	------------

OPERATOR STRUCTURE

SD_10181 CRAWLER TYPE

	9552700	Rubber Tracks		No Charge
--	---------	---------------	--	-----------

ADDITIONAL EQUIPMENT

SD_30180 TRAVEL ALARM

	747453	Travel Alarm		\$166.00
	747994	W/O Travel Alarm		No Charge

SD_40003 COUNTERWEIGHT

	747995	Standard Counterweight.		No Charge
	747996	Additional Counterweight.		\$146.00
Additional bolt-on weight that adds 180 lb (82 kg)				

SD_X5406 1ST AUX HYD TWO WAYS

	747054	2Way Aux Pedal Proportional		No Charge
	747055	2Way Aux Joystick Proportional		No Charge

SD_X5413 AUX WORKING LIGHTS

	747242	LED Working Lights		\$100.00
	747243	STD Halogen Working		No Charge

SD_X6100 ARM

	747320	Short Arm		No Charge
Please refer to the standard pages for arm lengths				
	747329	Long Arm		\$327.00
Please refer to the standard pages for arm lengths				

SD_X6207 HYDR Q/C PROV.

	747064	Hydraulic Q/C Provision		\$500.00
	747065	W/O Q/C Provision		No Charge

SD_X6210 BEACON

	747070	Beacon		\$280.00
	747087	W/O - Beacon		No Charge

**E17C COMPACT EXCAVATOR
US PRICE LIST**

Factory Supplied Attachments

Order Code	Description	Weight	Factory Data	List Price
------------	-------------	--------	--------------	------------

KLAC Buckets & Coupler

47422586	10" HD Bucket (KLAC Coupler) Always reference model lifting capacities when configuring units with attachments	88 LB		\$507.00
47422587	12" HD Bucket (KLAC Coupler) Always reference model lifting capacities when configuring units with attachments	95 LB		\$534.00
47422588	16" HD Bucket (KLAC Coupler) Always reference model lifting capacities when configuring units with attachments	106 LB		\$587.00
47422589	18" HD Bucket (KLAC Coupler) Always reference model lifting capacities when configuring units with attachments	117 LB		\$655.00
47422602	KLAC Base Plate (To adapt other buckets) Always reference model lifting capacities when configuring units with attachments	11 LB		\$238.00
48057632	Coupler (Compatible with both B/C - Series KLAC buckets) Always reference model lifting capacities when configuring units with attachments.	13 LB		\$848.00

Pin-On/Mech. Buckets & Coupler

48057605	10"HD Bucket (Pin-on/Mechanical Coupler) Always reference model lifting capacities when configuring units with attachments	79 LB		\$356.00
48057606	12"HD Bucket (Pin-on/Mechanical Coupler) Always reference model lifting capacities when configuring units with attachments	86 LB		\$384.00
48057607	16"HD Bucket (Pin-on/Mechanical Coupler) Always reference model lifting capacities when configuring units with attachments	97 LB		\$437.00
48057608	18"HD Bucket (Pin-on/Mechanical Coupler) Always reference model lifting capacities when configuring units with attachments	106 LB		\$505.00
48057609	Coupler Only compatible with C - series buckets Includes 1 set of dead pins for installation into a single bucket Always reference model lifting capacities when configuring units with attachments.	29 LB		\$1,535.00
48057610	Dead Pin Kit (for additional buckets) Required when ordering more than 1 bucket with a Pin-Grabber Coupler (1 SET INCLUDED W/MECH COUPLER)	5 LB		\$159.00

E26C COMPACT EXCAVATOR US PRICE LIST

Standard Equipment

ENGINE:

Kubota D1305 3 Cyl. water-cooled, mechanical injection diesel
77.0 CID (1.261L)
Tier 4 Final
Glow plugs
Horsepower:
Gross 24.8 HP (18.5 Kw)@2,400 RPM
Maximum Engine Torque:
60.0 lb ft (81.4 Nm)@1600 RPM
Dry type air cleaner dual element

OPERATOR PROTECTIVE STRUCTURE:
ROPS/FOPS:

Four post canopy design
Sound levels:
ISO6396:2008 sound pressure level
LpA=77dB(A)
Mechanical Suspension seat, with
2" seat belt
Pilot operated joysticks for boom, arm
bucket, and swing with adjustable
wrist rests
Foot pedals for travel control and
swing Tower control

Gauges:

Engine Coolant Temperature and Fuel
level

Indicator Lights:

Engine oil pressure, coolant
temperature, battery
charge, low fuel warning, engine
preheat, Air cleaner warning,
Hyd. quick coupler
lock, and high travel speed

ELECTRICAL:

12 Volt electrical starting system
includes heavy-duty battery and
starting motor
40 Amp Alternator
Battery Master Switch
Key Start
Anti-Theft-Engine starting passwords
Dual 12V power plug recepticals
Front working Light
Pre-wired telematics ready

SHIPPING POINT: Port of Entry

BLADE:

Hydraulically controlled dozer blade

UNDERCARRIAGE:

Rubber tracks
Track pad width: 9.8" (250 mm)
Track length: 6'3" (1910 mm)
Gradeability: 30 degrees
Ground Clearance: 11" (290 mm)

TRACK DRIVE:

Two speed Auto shift travel
Fully hydrostatic drive system
Track tension adjustment
(grease type)
Sealed and lubricated track

HYDRAULICS:

Control pattern selector valve
Hydraulic oil filter
Total Auxiliary Flow:
12.5 gpm @ 2,538 psi
Main Pump: 3,130 PSI
Auxiliary piping capped at end of dipper
Proportional auxiliary hydraulic flow
control
Selector valve for single or two way
aux flow
Large capacity hydraulic oil cooler
Cylinder rod protection covers
-Dozer & Boom

UPPER:

Standard Arm w/thumb bracket:
3'8" (1.12 m)
Optional Long Arm w/thumb bracket:
4'5" (1.35 m)
Boom: 6'5" (1.95 m)
Boom Swing: 75° left / 50° right
Zero Tail Swing
Bucket Linkage with lifting hook

MISCELLANEOUS:

Operating weight:
Canopy short arm-5,360 lbs.(2430kg)
Canopy, long arm, additional
counterweight-5,670 lbs(2570 kg)

Warranty

Additional Counterweight-286 lbs

WARRANTY: Base Warranty Coverage
2-Year/3,000-Hour Full Machine Limited

**E26C COMPACT EXCAVATOR
US PRICE LIST**

Models

COMMERCIAL MODEL	Weight	Factory Data	List Price
E26C			\$43,248.00

Packet	Description			Weight	Factory Data	List Price
E26C CAB Long Arm						\$1020.00
SD_05136-RADIO OPTION			Radio and USB			
SD_30180-TRAVEL ALARM			Travel Alarm			
SD_40003-COUNTERWEIGHT			Additional Counterweight.			
SD_X5183-AIR COND/HEATER			Heater Only			
SD_X5405-2ND AUX. CIRCUIT			W/O 2nd Aux 2-Way Proportional			
SD_X5406-1ST AUX HYD TWO WAYS			2Way Aux Joystick Proportional			
SD_X5413-AUX WORKING LIGHTS			Add Halogen Working			
SD_X6100-ARM			Arm Long w/Thumb Bracket			
SD_X6206-LINKAGE			Linkage With Hook			
SD_X6207-HYDR Q/C PROV.			W/O Q/C Provision			
SD_X6210-BEACON			Beacon			
E26C CAB Short Arm						\$487.00
SD_05136-RADIO OPTION			Radio and USB			
SD_30180-TRAVEL ALARM			Travel Alarm			
SD_40003-COUNTERWEIGHT			Standard Counterweight.			
SD_X5183-AIR COND/HEATER			Heater Only			
SD_X5405-2ND AUX. CIRCUIT			W/O 2nd Aux 2-Way Proportional			
SD_X5406-1ST AUX HYD TWO WAYS			2Way Aux Joystick Proportional			
SD_X5413-AUX WORKING LIGHTS			Add Halogen Working			
SD_X6100-ARM			Arm Short w/Thumb Bracket			
SD_X6206-LINKAGE			Linkage With Hook			
SD_X6207-HYDR Q/C PROV.			W/O Q/C Provision			
SD_X6210-BEACON			Beacon			
E26C ROPS Long Arm						\$1020.00
SD_30180-TRAVEL ALARM			Travel Alarm			
SD_40003-COUNTERWEIGHT			Additional Counterweight.			
SD_X5405-2ND AUX. CIRCUIT			W/O 2nd Aux 2-Way Proportional			
SD_X5406-1ST AUX HYD TWO WAYS			2Way Aux Joystick Proportional			
SD_X5413-AUX WORKING LIGHTS			Add Halogen Working			
SD_X6100-ARM			Arm Long w/Thumb Bracket			
SD_X6206-LINKAGE			Linkage With Hook			
SD_X6207-HYDR Q/C PROV.			W/O Q/C Provision			
SD_X6210-BEACON			Beacon			



**E26C COMPACT EXCAVATOR
US PRICE LIST**

Packet	Description		Weight	Factory Data	List Price
E26C ROPS Short Arm					\$487.00
SD_30180-TRAVEL ALARM		Travel Alarm			
SD_40003-COUNTERWEIGHT		Standard Counterweight.			
SD_X5405-2ND AUX. CIRCUIT		W/O 2nd Aux 2-Way Proportional			
SD_X5406-1ST AUX HYD TWO WAYS		2Way Aux Joystick Proportional			
SD_X5413-AUX WORKING LIGHTS		Add Halogen Working			
SD_X6100-ARM		Arm Short w/Thumb Bracket			
SD_X6206-LINKAGE		Linkage With Hook			
SD_X6207-HYDR Q/C PROV.		W/O Q/C Provision			
SD_X6210-BEACON		Beacon			



**E26C COMPACT EXCAVATOR
US PRICE LIST**

Factory Supplied Options

Order Code	Description	Weight	Factory Data	List Price
------------	-------------	--------	--------------	------------

OPERATOR STRUCTURE

SD_10181 CRAWLER TYPE

		9552700	Rubber Tracks One-piece molded rubber belt track with a steel cable core. The entire track must be replaced at time of service. Select this track for general use on soils and hard surfaces.			No Charge
--	--	---------	---	--	--	-----------

ROPS/CAB

SD_05127 CAB

		747238	CAB			\$5,960.00
		747239	CANOPY			No Charge

ADDITIONAL EQUIPMENT

SD_X5405 2ND AUX. CIRCUIT

		747053	2nd Aux 2-Way Proportional			\$1,892.00
		747999	W/O 2nd Aux 2-Way Proportional			No Charge

SD_X5406 1ST AUX HYD TWO WAYS

		747054	2Way Aux Pedal Proportional			No Charge
		747055	2Way Aux Joystick Proportional			No Charge

SD_X6105 DOZER BLADE OPTION

		747240	STD DOZER BLADE			No Charge
--	--	--------	-----------------	--	--	-----------

SD_X6206 LINKAGE

		747062	Linkage With Hook			No Charge
		747063	Linkage Without Hook			(\$61.00)

SD_X6207 HYDR Q/C PROV.

		747064	Hydraulic Q/C Provision Includes switch & hydraulic lines to end of arm			\$500.00
		747065	W/O Q/C Provision			No Charge

**E26C COMPACT EXCAVATOR
US PRICE LIST**

COUNTERWEIGHTS

SD_40003 COUNTERWEIGHT

		747995	Standard Counterweight.			No Charge
		747996	Additional Counterweight. Additional bolt-on weight that adds: 286 lb (130 kg) on E26C models			\$207.00

ADDITIONAL EQUIPMENT

SD_30180 TRAVEL ALARM

		747453	Travel Alarm			\$207.00
		747994	W/O Travel Alarm			No Charge

SD_X5413 AUX WORKING LIGHTS

		747241	Add Halogen Working			No Charge
		747242	LED Working Lights			\$150.00

SD_X6100 ARM

		747078	Arm Short w/Thumb Bracket Please refer to the standard pages for arm lengths			No Charge
		747079	Arm Long w/Thumb Bracket Please refer to the standard pages for arm lengths			\$327.00

SD_X6210 BEACON

		747070	Beacon			\$280.00
		747087	W/O - Beacon			No Charge

**E26C COMPACT EXCAVATOR
US PRICE LIST**

Factory Supplied Attachments

Order Code	Description	Weight	Factory Data	List Price
------------	-------------	--------	--------------	------------

KLAC Buckets & Coupler

48094116	12"HD Bucket (KLAC Coupler) Always reference model lifting capacities when configuring units with attachments.	143 LB		\$523.00
48094117	18"HD Bucket (KLAC Coupler) Always reference model lifting capacities when configuring units with attachments.	176 LB		\$625.00
48094118	24"HD Bucket (KLAC Coupler) Always reference model lifting capacities when configuring units with attachments.	209 LB		\$800.00
47422632	KLAC Base Plate (To adapt other buckets) Always reference model lifting capacities when configuring units with attachments.	20 LB		\$285.00
48057633	Coupler, KLAC Always reference model lifting capacities when configuring units with attachments.	71 LB		\$1,102.00

Pin-On/Mech. Buckets & Coupler

48057611	12"HD Bucket (Mech/Hyd Coupler) Always reference model lifting capacities when configuring units with attachments.	121 LB		\$521.00
48057612	18"HD Bucket (Mech/Hyd Coupler) Always reference model lifting capacities when configuring units with attachments.	154 LB		\$623.00
48057613	24"HD Bucket (Mech/Hyd Coupler) Always reference model lifting capacities when configuring units with attachments.	185 LB		\$797.00
48057615	Coupler, Mechanical Pin-Grabber Only compatible with C-Series bucket Always reference model lifting capacities when configuring units with attachments.	95 LB		\$1,538.00
47457879	Dead Pin Kit Required when ordering more than 1 bucket with a Pin-Grabber Coupler 1 SET INCLUDED W/MECH AND HYD COUPLERS	8 LB		\$178.00
48094307	Coupler,Hydraulic Pin-Grabber Compatible with both the B and C series buckets. When used with a B-series bucket, it requires the removal of the spacer plates. Includes 1 set of dead pins for installation into a single bucket Always reference model lifting capacities when configuring units with attachments. Hydraulic Q/C Prov 747064 is required to power hydraulic coupler.	99 LB		\$3,386.00

**E26C COMPACT EXCAVATOR
 US PRICE LIST**
Thumbs

	48058019	Thumb Kit, Hyd., Short Tines FOR E26C USE W/DIRECT FIT, KLAC BUCKETS AND MECH PIN-GRABBER COUPLER FOR E30C USE WITH KLAC BUCKETS AND MECH PIN-GRABBER COUPLER Always reference model lifting capacities when configuring units with attachments.	150 LB		\$2,249.00
	48094114	Thumb Kit, Hyd., Long Tines For E26C - USE W/HYD PIN-GRABBER COUPLER ONLY For E30C - USE WITH PIN-ON BUCKETS & HYD PIN-GRABBER COUPLER Always reference model lifting capacities when configuring units with attachments.	150 LB		\$2,249.00

E30C COMPACT EXCAVATOR US PRICE LIST

Standard Equipment

ENGINE:

Kubota D1305 3 Cyl. water-cooled, mechanical injection diesel
77.0 CID (1.261L)
Tier 4 Final
Glow plugs
Horsepower:
Gross 24.8 HP (18.5 kW)/2300
Net 23.2 HP (17.3 kW)/2300
Maximum Engine Torque:
60.0 lb ft (81.4 Nm) @ 1600 rpm
Dry type air cleaner dual element

OPERATOR PROTECTIVE STRUCTURE:
Sound Levels:

ISO 6396:2008 sound pressure level LpA=73.5dB (A)

ROPS/FOPS:

Four post canopy design
Mechanical suspension seat, with 2" seat belt
Pilot operated joysticks for boom, arm bucket, and swing with adjustable wrist rests
Foot pedals for travel control and swing tower control

Gauges:

Engine coolant temperature and fuel level

Indicator Lights:

Engine oil pressure, coolant temperature, battery charge, low fuel warning, engine preheat, air cleaner warning, hyd. quick coupler lock, and high travel speed

ELECTRICAL:

12 Volt electrical starting system includes heavy-duty battery and starting motor
40 Amp Alternator
Battery Master Switch
Key Start
Anti-Theft-Engine starting passwords
Dual 12V power plug recepticals
Front working light

Warranty - Base warranty Coverage:
2-Year/3,000-Hour Full Machine Limited Warranty

Pre-wired telematics ready

BLADE:

Hydraulically controlled dozer blade

UNDERCARRIAGE:

Rubber tracks
Track pad width: 11.8" (250 mm)
Track length: 6'6" (1910 mm)
Gradeability: 30 degrees
Ground Clearance: 11" (290 mm)

TRACK DRIVE:

Two speed Auto shift travel
Fully hydrostatic drive system
Track tension adjustment (grease type)

Sealed and lubricated track

HYDRAULICS:

Control pattern selector valve
Hydraulic oil filter
Total Auxiliary Flow:
12.5 gpm @ 2,538 psi
(47.2 L/min @ 175 bar)
Main Pump: 3,130 PSI
Auxiliary piping capped at end of dipper
Proportional auxiliary hydraulic flow control
Selector valve for single or two-way aux flow
Large capacity hydraulic oil cooler
Cylinder rod protection covers
-Dozer & Boom

UPPER:

Standard Arm w/ thumb bracket:
3'8" (1.12 m)
Boom: 6'8" (1.95 m)
Boom Swing: 75° left / 50° right
Zero Tail Swing
Bucket linkage with lifting hook

MISCELLANEOUS:

Operating weight:
Canopy short arm- 6,020 lbs.
(2505 kg)
All weights are with rubber tracks, no quick coupler, bucket, fluids, full of fuel, and 165lb operator
Additional Counterweight - 286 lbs

SHIPPING POINT:

Port of Entry

**E30C COMPACT EXCAVATOR
US PRICE LIST**

Models

COMMERCIAL MODEL	Weight	Factory Data	List Price
E30C			\$49,160.00
Includes the following Equipment Additional Counterweight. (747996)		\$207.00	

Packet	Description		Weight	Factory Data	List Price
E30C CAB Standard					\$693.00
SD_05136-RADIO OPTION		Radio and USB			
SD_30180-TRAVEL ALARM		Travel Alarm			
SD_X5183-AIR COND/HEATER		Heater Only			
SD_X5405-2ND AUX. CIRCUIT		W/O 2nd Aux 2-Way Proportional			
SD_X5406-1ST AUX HYD TWO WAYS		2Way Aux Joystick Proportional			
SD_X5413-AUX WORKING LIGHTS		Add Halogen Working			
SD_X6100-ARM		Arm Short w/Thumb Bracket			
SD_X6206-LINKAGE		Linkage With Hook			
SD_X6207-HYDR Q/C PROV.		W/O Q/C Provision			
SD_X6210-BEACON		Beacon			
E30C ROPS Standard					\$693.00
SD_30180-TRAVEL ALARM		Travel Alarm			
SD_X5405-2ND AUX. CIRCUIT		W/O 2nd Aux 2-Way Proportional			
SD_X5406-1ST AUX HYD TWO WAYS		2Way Aux Joystick Proportional			
SD_X5413-AUX WORKING LIGHTS		Add Halogen Working			
SD_X6100-ARM		Arm Short w/Thumb Bracket			
SD_X6206-LINKAGE		Linkage With Hook			
SD_X6207-HYDR Q/C PROV.		W/O Q/C Provision			
SD_X6210-BEACON		Beacon			



**E30C COMPACT EXCAVATOR
US PRICE LIST**

Factory Supplied Options

Order Code	Description	Weight	Factory Data	List Price
------------	-------------	--------	--------------	------------

OPERATOR STRUCTURE

SD_10181 CRAWLER TYPE

		9552700	Rubber Tracks One-piece molded rubber belt track with a steel cable core. The entire track must be replaced at time of service. Select this track for general use on soils and hard surfaces.			No Charge
--	--	---------	---	--	--	-----------

ROPS/CAB

SD_05127 CAB

		747238	CAB			\$5,711.00
		747239	CANOPY			No Charge

ADDITIONAL EQUIPMENT

SD_X5405 2ND AUX. CIRCUIT

		747053	2nd Aux 2-Way Proportional			\$1,892.00
		747999	W/O 2nd Aux 2-Way Proportional			No Charge

SD_X5406 1ST AUX HYD TWO WAYS

		747054	2Way Aux Pedal Proportional			No Charge
		747055	2Way Aux Joystick Proportional			No Charge

SD_X6105 DOZER BLADE OPTION

		747240	STD DOZER BLADE			No Charge
--	--	--------	-----------------	--	--	-----------

SD_X6206 LINKAGE

		747062	Linkage With Hook			No Charge
		747063	Linkage Without Hook			(\$61.00)

SD_X6207 HYDR Q/C PROV.

		747064	Hydraulic Q/C Provision Includes switch & hydraulic lines to end of arm			\$500.00
		747065	W/O Q/C Provision			No Charge

**E30C COMPACT EXCAVATOR
US PRICE LIST**

COUNTERWEIGHTS

SD_40003 COUNTERWEIGHT

		747996	Additional Counterweight. Additional bolt-on weight that adds: 330 lb (150 kg) on E30C models			\$207.00
--	--	--------	---	--	--	----------

ADDITIONAL EQUIPMENT

SD_30180 TRAVEL ALARM

		747453	Travel Alarm			\$207.00
		747994	W/O Travel Alarm			No Charge

SD_X5413 AUX WORKING LIGHTS

		747241	Add Halogen Working			No Charge
		747242	LED Working Lights			\$150.00

SD_X6100 ARM

		747078	Arm Short w/Thumb Bracket Please refer to the standard pages for arm lengths			No Charge
--	--	--------	--	--	--	-----------

SD_X6210 BEACON

		747070	Beacon			\$280.00
		747087	W/O - Beacon			No Charge

**E30C COMPACT EXCAVATOR
US PRICE LIST**

Factory Supplied Attachments

Order Code	Description	Weight	Factory Data	List Price
------------	-------------	--------	--------------	------------

KLAC Buckets & Coupler

48094116	12"HD Bucket (KLAC Coupler) Always reference model lifting capacities when configuring units with attachments.	143 LB		\$523.00
48094117	18"HD Bucket (KLAC Coupler) Always reference model lifting capacities when configuring units with attachments.	176 LB		\$625.00
48094118	24"HD Bucket (KLAC Coupler) Always reference model lifting capacities when configuring units with attachments.	209 LB		\$800.00
47422632	KLAC Base Plate (To adapt other buckets) Always reference model lifting capacities when configuring units with attachments.	20 LB		\$285.00
48057633	Coupler, KLAC Always reference model lifting capacities when configuring units with attachments.	71 LB		\$1,102.00

Pin-On/Mech. Buckets & Coupler

48057611	12"HD Bucket (Mech/Hyd Coupler) Always reference model lifting capacities when configuring units with attachments.	121 LB		\$521.00
48057612	18"HD Bucket (Mech/Hyd Coupler) Always reference model lifting capacities when configuring units with attachments.	154 LB		\$623.00
48057613	24"HD Bucket (Mech/Hyd Coupler) Always reference model lifting capacities when configuring units with attachments.	185 LB		\$797.00
48057615	Coupler, Mechanical Pin-Grabber Only compatible with C-Series bucket Always reference model lifting capacities when configuring units with attachments.	95 LB		\$1,538.00
47457879	Dead Pin Kit Required when ordering more than 1 bucket with a Pin-Grabber Coupler 1 SET INCLUDED W/MECH AND HYD COUPLERS	8 LB		\$178.00
48094307	Coupler, Hydraulic Pin-Grabber Compatible with both the B and C series buckets. When used with a B-series bucket, it requires the removal of the spacer plates. Includes 1 set of dead pins for installation into a single bucket Always reference model lifting capacities when configuring units with attachments. Hydraulic Q/C Prov 747064 is required to power hydraulic coupler.	99 LB		\$3,386.00
48190704	12" High Capacity Bucket 2.1 cubic feet			\$773.00
48190705	18" High Capacity Bucket 3.2 cubic feet			\$856.00
48190706	24" High Capacity Bucket 4.3 cubic feet			\$998.00

**E30C COMPACT EXCAVATOR
US PRICE LIST**

Thumbs

	48058019	Thumb Kit, Hyd., Short Tines FOR E26C USE W/DIRECT FIT, KLAC BUCKETS AND MECH PIN-GRABBER COUPLER FOR E30C USE WITH KLAC BUCKETS AND MECH PIN-GRABBER COUPLER Always reference model lifting capacities when configuring units with attachments.	150 LB		\$2,249.00
	48094114	Thumb Kit, Hyd., Long Tines For E26C - USE W/HYD PIN-GRABBER COUPLER ONLY For E30C - USE WITH PIN-ON BUCKETS & HYD PIN-GRABBER COUPLER Always reference model lifting capacities when configuring units with attachments.	150 LB		\$2,249.00

**E37C COMPACT EXCAVATOR
US PRICE LIST**

Standard Equipment

ENGINE:

Yanmar 3TNV88F-ESHYB
3 Cyl. water-cooled
direct injection diesel
100.2 CID (1.642L)
Tier 4 Final
Glow plugs
Horsepower:
Gross 24.4 HP (18.2 Kw)@2,200 RPM
Maximum Engine Torque:
69.4 lb ft (94.1 Nm)@1200 RPM
Dry type air cleaner

OPERATOR PROTECTIVE STRUCTURE:
ROPS/FOPS:

Enclosed Cab with Overhead opening
front window, Sliding side window,
Lockable door, Heater, defroster, air
conditioner and Radio/USB player + 2
speakers
Mechanical Suspension seat, with
2" seat belt
Pilot operated joysticks for boom, arm,
bucket, and swing with adjustable
wrist rests
Foot pedals for travel control and
swing Tower control

Gauges:

Engine Coolant Temp and Fuel level

Indicator Lights:

Engine oil pressure, coolant
temperature, battery charge, low fuel
warning, engine preheat, Air cleaner
warning, Hyd. quick coupler lock, and
high travel speed

ELECTRICAL:

12 Volt electrical starting system
includes heavy-duty battery and
starting motor
40 Amp Alternator
Battery Master Switch
Key Start
Anti-Theft-Engine starting passwords
Dual 12V power plug recepticals
Front and rear working Lights
Auto idle feature with on/off switch
Cab, shot arm-8140 lbs(3690 kg)
Cab, long arm, additional
counterweight-8490 lbs(3850 kg)
Additional counterweight-330lbs
Warranty - Base warranty coverage:

Pre-wired telematics ready

BLADE:

Standard hydraulically controlled
dozer blade
Optional 4-way dozer blade

UNDERCARRIAGE:

Rubber tracks
Track pad width: 12" (300 mm)
Track length: 7'0" (2130 mm)
Gradeability: 30 degrees
Ground Clearance: 11" (290 mm)

TRACK DRIVE:

Two speed travel
Fully hydrostatic drive system
Track tension adjustment
(grease type)
Sealed and lubricated track

HYDRAULICS:

Control pattern selector valve
Hydraulic oil filter
Total Auxiliary Flow:
16.0 gpm @ 2,973 psi
(60.5 L/min @ 205 bar)
Main Pump: 3,270 PSI
Auxiliary piping capped at end of dipper
Proportional auxillary hydraulic flow
control
Selector valve for single or two way
aux flow
Large capacity hydraulic oil cooler
Cylinder rod protection covers
-Dozer & Boom

UPPER:

Standard Arm w/ thumb bracket:
4'3" (1.3 m)
Optional Long Arm w/ thumb bracket:
5'3" (1.6 m)
Boom: 8'2" (2.5 m)
Boom Swing: 75° left / 50° right
Zero Tail Swing
Swing brake: disc type, spring applied
and hydraulically released
Bucket Linkage with lifting hook

MISCELLANEOUS:

Operating weight:
2-Year/3,000-Hour Full Machine Limited
Warranty
SHIPPING POINT:
Port of Entry

**E37C COMPACT EXCAVATOR
US PRICE LIST**

Models

COMMERCIAL MODEL	Weight	Factory Data	List Price
E37C			\$52,318.00

Packet	Description		Weight	Factory Data	List Price
E37C CAB Long Angle					\$4431.00
SD_05136-RADIO OPTION		Radio and USB			
SD_10181-CRAWLER TYPE		Rubber Tracks			
SD_30180-TRAVEL ALARM		Travel Alarm			
SD_40003-COUNTERWEIGHT		Additional Counterweight.			
SD_X5183-AIR COND/HEATER		A/C AND HEATER			
SD_X5405-2ND AUX. CIRCUIT		W/O 2nd Aux 2-Way Proportional			
SD_X5406-1ST AUX HYD TWO WAYS		2Way Aux Joystick Proportional			
SD_X5413-AUX WORKING LIGHTS		Add Halogen Working			
SD_X6100-ARM		Arm Long w/Thumb Bracket			
SD_X6105-DOZER BLADE OPTION		4-Way Angle Dozer Blade			
SD_X6206-LINKAGE		Linkage With Hook			
SD_X6207-HYDR Q/C PROV.		W/O Q/C Provision			
SD_X6210-BEACON		Beacon			
E37C CAB LA AB HQCP					\$4931.00
SD_05136-RADIO OPTION		Radio and USB			
SD_10181-CRAWLER TYPE		Rubber Tracks			
SD_30180-TRAVEL ALARM		Travel Alarm			
SD_40003-COUNTERWEIGHT		Additional Counterweight.			
SD_X5183-AIR COND/HEATER		A/C AND HEATER			
SD_X5405-2ND AUX. CIRCUIT		W/O 2nd Aux 2-Way Proportional			
SD_X5406-1ST AUX HYD TWO WAYS		2Way Aux Joystick Proportional			
SD_X6100-ARM		Arm Long w/Thumb Bracket			
SD_X6105-DOZER BLADE OPTION		4-Way Angle Dozer Blade			
SD_X6206-LINKAGE		Linkage With Hook			
SD_X6207-HYDR Q/C PROV.		Hydraulic Q/C Provision			
SD_X6210-BEACON		Beacon			
E37C CAB Long Arm					\$1024.00
SD_05136-RADIO OPTION		Radio and USB			
SD_10181-CRAWLER TYPE		Rubber Tracks			
SD_30180-TRAVEL ALARM		Travel Alarm			
SD_40003-COUNTERWEIGHT		Additional Counterweight.			
SD_X5183-AIR COND/HEATER		A/C AND HEATER			
SD_X5405-2ND AUX. CIRCUIT		W/O 2nd Aux 2-Way Proportional			
SD_X5406-1ST AUX HYD TWO WAYS		2Way Aux Joystick Proportional			
SD_X5413-AUX WORKING LIGHTS		Add Halogen Working			

**E37C COMPACT EXCAVATOR
US PRICE LIST**

Packet	Description		Weight	Factory Data	List Price
SD_X6100-ARM		Arm Long w/Thumb Bracket			
SD_X6206-LINKAGE		Linkage With Hook			
SD_X6207-HYDR Q/C PROV.		W/O Q/C Provision			
SD_X6210-BEACON		Beacon			
E37C CAB LONG HQCP					\$1524.00
SD_05136-RADIO OPTION		Radio and USB			
SD_10181-CRAWLER TYPE		Rubber Tracks			
SD_30180-TRAVEL ALARM		Travel Alarm			
SD_40003-COUNTERWEIGHT		Additional Counterweight.			
SD_X5183-AIR COND/HEATER		A/C AND HEATER			
SD_X5405-2ND AUX. CIRCUIT		W/O 2nd Aux 2-Way Proportional			
SD_X5406-1ST AUX HYD TWO WAYS		2Way Aux Joystick Proportional			
SD_X6100-ARM		Arm Long w/Thumb Bracket			
SD_X6105-DOZER BLADE OPTION		STD DOZER BLADE 747232			
SD_X6206-LINKAGE		Linkage With Hook			
SD_X6207-HYDR Q/C PROV.		Hydraulic Q/C Provision			
SD_X6210-BEACON		Beacon			
E37C CAB Short Arm					\$487.00
SD_05136-RADIO OPTION		Radio and USB			
SD_10181-CRAWLER TYPE		Rubber Tracks			
SD_30180-TRAVEL ALARM		Travel Alarm			
SD_40003-COUNTERWEIGHT		Standard Counterweight.			
SD_X5183-AIR COND/HEATER		A/C AND HEATER			
SD_X5405-2ND AUX. CIRCUIT		W/O 2nd Aux 2-Way Proportional			
SD_X5406-1ST AUX HYD TWO WAYS		2Way Aux Joystick Proportional			
SD_X5413-AUX WORKING LIGHTS		Add Halogen Working			
SD_X6100-ARM		Arm Short w/Thumb Bracket			
SD_X6206-LINKAGE		Linkage With Hook			
SD_X6207-HYDR Q/C PROV.		W/O Q/C Provision			
SD_X6210-BEACON		Beacon			
E37C ROPS Long Angle					\$4431.00
SD_10181-CRAWLER TYPE		Rubber Tracks			
SD_30180-TRAVEL ALARM		Travel Alarm			
SD_40003-COUNTERWEIGHT		Additional Counterweight.			
SD_X5405-2ND AUX. CIRCUIT		W/O 2nd Aux 2-Way Proportional			
SD_X5406-1ST AUX HYD TWO WAYS		2Way Aux Joystick Proportional			
SD_X5413-AUX WORKING LIGHTS		Add Halogen Working			
SD_X6100-ARM		Arm Long w/Thumb Bracket			
SD_X6105-DOZER BLADE OPTION		4-Way Angle Dozer Blade			

**E37C COMPACT EXCAVATOR
US PRICE LIST**

Packet	Description			Weight	Factory Data	List Price
SD_X6206-LINKAGE			Linkage With Hook			
SD_X6207-HYDR Q/C PROV.			W/O Q/C Provision			
SD_X6210-BEACON			Beacon			
E37C ROPS Long Arm						\$1024.00
SD_10181-CRAWLER TYPE			Rubber Tracks			
SD_30180-TRAVEL ALARM			Travel Alarm			
SD_40003-COUNTERWEIGHT			Additional Counterweight.			
SD_X5405-2ND AUX. CIRCUIT			W/O 2nd Aux 2-Way Proportional			
SD_X5406-1ST AUX HYD TWO WAYS			2Way Aux Joystick Proportional			
SD_X5413-AUX WORKING LIGHTS			Add Halogen Working			
SD_X6100-ARM			Arm Long w/Thumb Bracket			
SD_X6206-LINKAGE			Linkage With Hook			
SD_X6207-HYDR Q/C PROV.			W/O Q/C Provision			
SD_X6210-BEACON			Beacon			
E37C ROPS Short Arm						\$487.00
SD_10181-CRAWLER TYPE			Rubber Tracks			
SD_30180-TRAVEL ALARM			Travel Alarm			
SD_40003-COUNTERWEIGHT			Standard Counterweight.			
SD_X5405-2ND AUX. CIRCUIT			W/O 2nd Aux 2-Way Proportional			
SD_X5406-1ST AUX HYD TWO WAYS			2Way Aux Joystick Proportional			
SD_X5413-AUX WORKING LIGHTS			Add Halogen Working			
SD_X6100-ARM			Arm Short w/Thumb Bracket			
SD_X6206-LINKAGE			Linkage With Hook			
SD_X6207-HYDR Q/C PROV.			W/O Q/C Provision			
SD_X6210-BEACON			Beacon			



**E37C COMPACT EXCAVATOR
US PRICE LIST**

Factory Supplied Options

Order Code	Description	Weight	Factory Data	List Price
------------	-------------	--------	--------------	------------

OPERATOR STRUCTURE

SD_10181 CRAWLER TYPE

		9552700	Rubber Tracks One-piece molded rubber belt track with a steel cable core. The entire track must be replaced at time of service. Select this track for general use on soils and hard surfaces.			No Charge
		9553700	Steel Tracks Steel track chain with steel grousers/shoes. Select this track for the most aggressive traction in soils and if there is no concern for disrupting the appearance of ground conditions such as grass, asphalt or concrete. This track is intended for use on soils, but can be used on hard surfaces as well.			\$1,322.00

ROPS/CAB

SD_05127 CAB

		747238	CAB			\$9,098.00
		747239	CANOPY			No Charge

ADDITIONAL EQUIPMENT

SD_X5405 2ND AUX. CIRCUIT

		747053	2nd Aux 2-Way Proportional			\$1,892.00
		747999	W/O 2nd Aux 2-Way Proportional			No Charge

SD_X5406 1ST AUX HYD TWO WAYS

		747054	2Way Aux Pedal Proportional			No Charge
		747055	2Way Aux Joystick Proportional			No Charge

SD_X6105 DOZER BLADE OPTION

		747232	STD DOZER BLADE			No Charge
		747981	4-Way Angle Dozer Blade			\$3,407.00

SD_X6206 LINKAGE

		747062	Linkage With Hook			No Charge
		747063	Linkage Without Hook			(\$61.00)

**E37C COMPACT EXCAVATOR
US PRICE LIST**

SD_X6207 HYDR Q/C PROV.

		747064	Hydraulic Q/C Provision Includes switch & hydraulic lines to end of arm			\$500.00
		747065	W/O Q/C Provision			No Charge

COUNTERWEIGHTS

SD_40003 COUNTERWEIGHT

		747995	Standard Counterweight.			No Charge
		747996	Additional Counterweight. Additional bolt-on weight that adds: 330 lb (150 kg) on E37C models			\$207.00

ADDITIONAL EQUIPMENT

SD_30180 TRAVEL ALARM

		747453	Travel Alarm			\$207.00
		747994	W/O Travel Alarm			No Charge

SD_X5413 AUX WORKING LIGHTS

		747241	Add Halogen Working			No Charge
		747242	LED Working Lights			\$150.00

SD_X6100 ARM

		747078	Arm Short w/Thumb Bracket Please refer to the standard pages for arm lengths			No Charge
		747079	Arm Long w/Thumb Bracket Please refer to the standard pages for arm lengths			\$327.00

SD_X6210 BEACON

		747070	Beacon			\$280.00
		747087	W/O - Beacon			No Charge

**E37C COMPACT EXCAVATOR
US PRICE LIST**

Factory Supplied Attachments

Order Code	Description	Weight	Factory Data	List Price
------------	-------------	--------	--------------	------------

KLAC Buckets & Coupler

47422654	12"HD Bucket (KLAC Coupler) Always reference model lifting capacities when configuring units with attachments.	189 LB		\$1,008.00
47422655	18"HD Bucket (KLAC Coupler) Always reference model lifting capacities when configuring units with attachments.	223 LB		\$1,091.00
47422656	24"HD Bucket (KLAC Coupler) Always reference model lifting capacities when configuring units with attachments. On model E33C- For best performance this size bucket is intended for usage w/o a thumb.	267 LB		\$1,233.00
47422657	36"HD Bucket (KLAC Coupler) Always reference model lifting capacities when configuring units with attachments.	348 LB		\$1,505.00
47422658	36"Ditch Bucket (KLAC Coupler) Always reference model lifting capacities when configuring units with attachments.	315 LB		\$1,139.00
47422660	KLAC Base Plate (To adapt other buckets) Always reference model lifting capacities when configuring units with attachments.	31 LB		\$348.00
47873455	ATTACHMENT, RIPPER TOOTH, Always reference model lifting capacities when configuring units with attachments.	220 LB		\$929.00
48057634	Coupler, KLAC Always reference model lifting capacities when configuring units with attachments.	43 LB		\$1,240.00

Pin-On/Mech. Buckets & Coupler

48057617	12"HD Bucket (Pin-On & Mech/Hyd Coupler) Always reference model lifting capacities when configuring units with attachments.	161 LB		\$773.00
48057619	18"HD Bucket (Pin-On & Mech/Hyd Coupler) Always reference model lifting capacities when configuring units with attachments.	205 LB		\$856.00
48057620	24"HD Bucket (Pin-On & Mech/Hyd Coupler) Always reference model lifting capacities when configuring units with attachments.	247 LB		\$998.00
48057621	36"HD Bucket (Pin-On & Mech/Hyd Coupler) Always reference model lifting capacities when configuring units with attachments. On model E33C- For best performance this size bucket is intended for usage w/o a thumb.	331 LB		\$1,271.00
48057622	36"Ditch Bucket (Pin-On & M/H Coupler) Always reference model lifting capacities when configuring units with attachments. On model E33C- For best performance this size bucket is intended for usage w/o a thumb.	313 LB		\$1,054.00

**E37C COMPACT EXCAVATOR
US PRICE LIST**

	48057623	Coupler, Mechanical Pin-Grabber Compatible with both B & C - series buckets Always reference model lifting capacities when configuring units with attachments.	43 LB		\$1,545.00
	48057624	Dead Pin Kit (for additional buckets) Required when ordering more than 1 bucket with a Pin-Grabber Coupler 1 SET INCLUDED W/MECH AND HYD COUPLERS	11 LB		\$197.00
	48057638	Ripper Tooth Pin-On	220 LB		\$929.00
	48058013	Coupler,Hydraulic Pin-Grabber Compatible with both the B & C - series buckets Includes 1 set of dead pins for installation into a single bucket Always reference model lifting capacities when configuring units with attachments. Hydraulic Q/C Prov 747064 is required to power hydraulic coupler.	132 LB		\$3,386.00

Thumbs

	48059646	Thumb Kit, Hyd.,Short Tines USE W/DIRECT FIT AND KLAC BUCKETS Always reference model lifting capacities when configuring units with attachments.	150 LB		\$2,350.00
	48058020	Thumb Kit, Hyd.,Long Tines USE W/MECH AND HYD PIN-GRABBER COUPLERS Always reference model lifting capacities when configuring units with attachments.	200 LB		\$2,350.00

E57C COMPACT EXCAVATOR US PRICE LIST

Standard Equipment

ENGINE:

Yanmar 4TNV98C
4 Cyl. water-cooled,
electronic common rail diesel
203 CID (3.319L)
Tier 4 Final
Glow plugs
Horsepower:
Gross 66.9 HP (49.9 Kw)@2,400 RPM
Maximum Engine Torque:
173.7 lb ft (235.4 Nm)@1550 RPM
Dry type air cleaner

exhaust temperature

ELECTRICAL:

12 Volt electrical starting system
includes heavy-duty battery and
starting motor
60 Amp Alternator
Battery master switch
Key start
Anti-theft-engine starting passwords
Dual 12V power plug recepticals
Front working light
Auto idle feature with on/off switch
Pre-wired telematics ready

OPERATOR PROTECTIVE
STRUCTURE:
ROPS/FOPS:

Enclosed cab with overhead
opening front window, sliding side
window, lockable door, heater,
defroster and air conditioner,
radio/USB player + 2 speakers
bluetooth with remote control and
5.7" color LCD display screen
Sound levels:
ISO 6396:2008 sound pressure #level
LpA=76bB(A)

Mechanical suspension seat, with seat
belt, and seat heater
Pilot operated joysticks for boom, arm
bucket, and swing with adjustable
wrist rests
Foot pedals for travel control and
swing tower control

Gauges: Engine coolant temperature,
hydraulic oil temperature,
and fuel level

Indicator Lights: Hydraulic oil temp,
Air cleaner, engine stop, check
engine, water in fuel, battery
charging, emergency warning, low
fuel level, engine coolant
temperature, engine oil
pressure, DPF regeneration inhibit
warning and regeneration
acknowledge, DPF warning, and high

BLADE:

Hydraulically controlled blade
Optional 4-way angle blade

UNDERCARRIAGE:

Rubber tracks
Track pad width: 15" (380 mm)
Track length: 8'4" (2530 mm)
Gradeability: 35 degrees
Ground clearance: 1'3" (380 mm)

TRACK DRIVE:

Two speed travel
Fully hydrostatic drive system
Track tension adjustment
(grease type)
Sealed and lubricated track

HYDRAULICS:

Electronic pattern change switch
inside cab controls selector valve
Hydraulic oil filter
Total Auxiliary Flow:
25.4 gpm @ 3,191 psi
(96.2 L/min @ 220 bar)
Main Pump: 3,130 PSI
Auxiliary valves and piping
for independent way aux and two
way aux circuits.
Proportional auxiliary hydraulic flow

**E57C COMPACT EXCAVATOR
US PRICE LIST****Standard Equipment**

control
Large capacity hydraulic oil cooler
Cylinder rod protection covers
-Boom

UPPER:

Standard Arm w/Thumb bracket:
5'3" (1.6 m)
Optional Long Arm w/Thumb bracket:
6'3" (1.9 m)
Boom: 9'10" (2.5 m)
Boom Swing: 80° left / 50° right
Conventional Swing Radius
Swing brake: disc type, spring applied
and hydraulically released
Bucket linkage with lifting hook

MISCELLANEOUS:

Operating weight:
Cab, short arm with Heavy
Counterweight - 12,680 lbs
(5750 kg)
Cab, long arm with Heavy
Counterweight - 12,720 lbs
(5770 kg)
Heavy Counterweight - 220 lbs
Warranty - Base warranty coverage:
2-Year/3,000-Hour Full Machine Limited
Warranty

SHIPPING POINT:
Port of Entry

**E57C COMPACT EXCAVATOR
US PRICE LIST**

Models

COMMERCIAL MODEL	Weight	Factory Data	List Price
E57C	12,050 LB		\$86,126.00

Packet	Description		Weight	Factory Data	List Price
E57C CAB Long Arm					\$1217.00
SD_10181-CRAWLER TYPE		Rubber Tracks 400MM			
SD_30180-TRAVEL ALARM		Travel Alarm			
SD_47181-OPERATOR'S MANUAL		Operators Manual - English			
SD_X5405-2ND AUX. CIRCUIT		W/O 2nd Aux 2-Way Proportional			
SD_X5407-1ST AUX HYD CIRCUIT		2Way Aux Joystick Proportional			
SD_X5414-AUX WORKLIGHTS CAB		Working Lights			
SD_X6100-ARM		Arm Long w/Thumb Bracket			
SD_X6206-LINKAGE		Linkage With Hook			
SD_X6207-HYDR Q/C PROV.		W/O Q/C Provision			
SD_X6210-BEACON		Beacon			
SD_X9908-CAMERA		W/O Rear View Camera			
E57C CAB Long HQCP					\$2533.00
SD_10181-CRAWLER TYPE		Rubber Link Tracks 400MM			
SD_30180-TRAVEL ALARM		Travel Alarm			
SD_40003-COUNTERWEIGHT		Additional Counterweight			
SD_X5405-2ND AUX. CIRCUIT		W/O 2nd Aux 2-Way Proportional			
SD_X5407-1ST AUX HYD CIRCUIT		2Way Aux Joystick Proportional			
SD_X5414-AUX WORKLIGHTS CAB		Working Lights			
SD_X6100-ARM		Arm Long w/Thumb Bracket			
SD_X6206-LINKAGE		Linkage With Hook			
SD_X6207-HYDR Q/C PROV.		Hydraulic Q/C Provision			
SD_X6210-BEACON		Beacon			
SD_X9908-CAMERA		W/O Rear View Camera			
E57C CAB Short Arm					\$305.00
SD_10181-CRAWLER TYPE		Rubber Tracks 400MM			
SD_30180-TRAVEL ALARM		Travel Alarm			
SD_47181-OPERATOR'S MANUAL		Operators Manual - English			
SD_X5405-2ND AUX. CIRCUIT		W/O 2nd Aux 2-Way Proportional			
SD_X5407-1ST AUX HYD CIRCUIT		2Way Aux Joystick Proportional			
SD_X5414-AUX WORKLIGHTS CAB		Working Lights			
SD_X6100-ARM		Arm Short w/Thumb Bracket			
SD_X6206-LINKAGE		Linkage With Hook			
SD_X6207-HYDR Q/C PROV.		W/O Q/C Provision			
SD_X6210-BEACON		Beacon			
SD_X9908-CAMERA		W/O Rear View Camera			

**E57C COMPACT EXCAVATOR
US PRICE LIST**

Factory Supplied Options

Order Code	Description	Weight	Factory Data	List Price
SD_10181 CRAWLER TYPE				
9552610	Steel Tracks 450 MM Steel track chain with steel grousers/shoes. Select this track for the most aggressive traction in soils and if there is no concern for disrupting the appearance of ground conditions such as grass, asphalt or concrete. This track is intended for use on soils, but can be used on hard surfaces as well.			\$2,320.00
9552612	Steel w/Pads 400 MM Steel track chain with steel grousers/shoes and bolt on rubber track pads. Each rubber track pad can be individually replaced or removed independently from the steel grouser/shoe. Select this option to gain traction on hard surfaces such as asphalt or concrete and to help protect their surface finish with the rubber track pads attached. All of the rubber track pads can be removed to perform as an all steel track as desired.			\$4,241.00
9552613	Steel w/Pad Hole 400MM Steel track chain with steel grousers/shoes that have holes to accept bolt-on rubber track pads. Select this track for the most aggressive traction in soils and if there is no concern for disrupting the appearance of ground conditions such as grass, asphalt or concrete. For added traction on hard surfaces such as asphalt or concrete and to help protect their surface finish it is recommended to use bolt on rubber track pads.			\$2,200.00
9552710	Rubber Link Tracks 400MM Steel track chain with molded rubber grousers/shoes. These are also called hybrid tracks or roadliner tracks. Each grouser/shoe has a steel core completely molded in rubber and can be individually replaced since they are bolted to a steel chain. This track will offer the stability of a steel track with the surface protection of a rubber track pad.			\$11,986.00

**E57C COMPACT EXCAVATOR
US PRICE LIST**

		9552711	Rubber Tracks 400MM One-piece molded rubber belt track with a steel cable core. The entire track must be replaced at time of service. Select this track for general use on soils and hard surfaces.			No Charge
--	--	---------	---	--	--	-----------

SD_30180 TRAVEL ALARM

		747994	W/O Travel Alarm			No Charge
		747453	Travel Alarm			
			if BRAND is New Holland CE			\$305.00

SD_47181 OPERATOR'S MANUAL

		747480	Operators Manual - English			No Charge
		747961	Operators Manual - French			No Charge
		747464	Operators Manual- Spanish			No Charge

SD_X5202 TRACK GUIDE

		747096	Full Track Guide Full track guides for steel tracks and steel tracks with bolt on rubber track pads only			\$676.00
		747097	3-Piece Track Guide 3-piece track guides for steel tracks and steel tracks with bolt on rubber track pads only			No Charge
		747128	W/O TRACK GUIDE			No Charge

SD_X5405 2ND AUX. CIRCUIT

		747999	W/O 2nd Aux 2-Way Proportional			No Charge
		747053	2nd Aux 2-Way Proportional			\$2,641.00

SD_X5407 1ST AUX HYD CIRCUIT

		747122	2Way Aux Joystick Proportional			No Charge
		747123	2Way Aux Pedal Proportional			No Charge

SD_X5414 AUX WORKLIGHTS CAB

		747057	Working Lights			No Charge
		747235	LED CAB WORKLIGHTS			\$150.00

SD_X6100 ARM

		747078	Arm Short w/Thumb Bracket			No Charge
		747079	Arm Long w/Thumb Bracket			\$912.00

SD_X6105 DOZER BLADE OPTION

		747232	STD DOZER BLADE 747232			No Charge
		747981	4-Way Angle Dozer Blade			\$4,100.00

SD_X6206 LINKAGE

		747063	Linkage Without Hook			(\$140.00)
--	--	--------	----------------------	--	--	------------



E57C COMPACT EXCAVATOR
US PRICE LIST

SD_X6207 HYDR Q/C PROV.

		747065	W/O Q/C Provision			No Charge
		747236	HYD Q/C PROV 2 WAY Includes factory installed sensor and harness, cab switch & hydraulic lines to end of arm. No longer necessary to install safety interlock kit. Replaces QC Provision 747064			\$641.00

SD_X9908 CAMERA

		747089	W/O Rear View Camera			No Charge
		747090	Rear View Camera			\$593.00

**E57C COMPACT EXCAVATOR
US PRICE LIST**

Factory Supplied Attachments

Order Code	Description	Weight	Factory Data	List Price
------------	-------------	--------	--------------	------------

KLAC Buckets & Coupler

47422702	12"HD Bucket (KLAC Coupler) Always reference model lifting capacities when configuring units with attachments	220 LB		\$1,165.00
47422703	18"HD Bucket (KLAC Coupler) Always reference model lifting capacities when configuring units with attachments	256 LB		\$1,236.00
47422704	24"HD Bucket (KLAC Coupler) Always reference model lifting capacities when configuring units with attachments	309 LB		\$1,378.00
47422705	36"HD Bucket (KLAC Coupler) Always reference model lifting capacities when configuring units with attachments	408 LB		\$1,729.00
47422658	36"Ditch Bucket (KLAC Coupler) Always reference model lifting capacities when configuring units with attachments	315 LB		\$1,139.00
47422660	KLAC Base Plate (To adapt other buckets) Always reference model lifting capacities when configuring units with attachments	31 LB		\$348.00
47873455	ATTACHMENT, RIPPER TOOTH, Always reference model lifting capacities when configuring units with attachments	220 LB		\$929.00
48057636	Coupler, KLAC Always reference model lifting capacities when configuring units with attachments	55 LB		\$1,278.00
47872281	36"Cemetery Bucket (KLAC Coupler) Always reference model lifting capacities when configuring units with attachments	310 LB		\$1,200.00

Pin-On/Mech. Buckets & Coupler

48057625	12"HD Bucket (Pin-On & Mech/Hyd Coupler) Always reference model lifting capacities when configuring units with attachments	190 LB		\$930.00
48057626	18"HD Bucket (Pin-On & Mech/Hyd Coupler) Always reference model lifting capacities when configuring units with attachments	240 LB		\$1,002.00
48057627	24"HD Bucket (Pin-On & Mech/Hyd Coupler) Always reference model lifting capacities when configuring units with attachments	291 LB		\$1,143.00
48057628	36"HD Bucket (Pin-On & Mech/Hyd Coupler) Always reference model lifting capacities when configuring units with attachments	388 LB		\$1,408.00
48057629	36"Ditch Bucket (Pin-On & M/H Coupler) Always reference model lifting capacities when configuring units with attachments	313 LB		\$1,056.00
48057637	36"Cemetery Bucket (Pin-On & M/H Coupler) Always reference model lifting capacities when configuring units with attachments	305 LB		\$1,200.00

**E57C COMPACT EXCAVATOR
US PRICE LIST**

	48057630	Coupler, Mechanical Pin-Grabber Only compatible with C-Series buckets Includes 1 set of dead pins for installation into a single bucket Always reference model lifting capacities when configuring units with attachments.	74 LB		\$1,545.00
	48057631	PIN Required when ordering more than 1 bucket with a Pin-Grabber Coupler			\$209.00
	48057639	Ripper Tooth Pin-On Always reference model lifting capacities when configuring units with attachments	220 LB		\$929.00
	48058014	Coupler, Hydraulic Pin-Grabber Only compatible with C-Series buckets Includes 1 set of dead pins for installation into a single bucket Always reference model lifting capacities when configuring units with attachments. Hydraulic Q/C Prov 747064 is required to power hydraulic coupler.	63 LB		\$3,251.00
	48082917	Coupler, B/C-Series Universal Mechanical Adapter, compatible with both B & C-Series buckets Always reference model lifting capacities when configuring units with attachments	85 LB		\$824.00

Thumbs

	48059650	Thumb Kit, Hyd.,Short Tines USE W/DIRECT FIT AND KLAC BUCKETS Always reference model lifting capacities when configuring units with attachments.	250 LB		\$2,453.00
	48058021	Thumb Kit, Hyd.,Long Tines USE W/MECH AND HYD PIN-GRABBER COUPLERS Always reference model lifting capacities when configuring units with attachments	250 LB		\$2,453.00

E60C COMPACT EXCAVATOR
US PRICE LIST

Standard Equipment

ENGINE:

Yanmar 4TNV98C
 4 Cyl. water-cooled,
 electronic common rail diesel
 203 CID (3.319L)
 Tier 4 Final
 Glow plugs
 Horsepower:
 Gross 67.7 HP (48.3 Kw)@2,200 RPM
 Maximum Engine Torque:
 173.6 lb ft (235.4 Nm)@1550 RPM
 Dry type air cleaner

OPERATOR PROTECTIVE
STRUCTURE:
ROPS/FOPS:

Enclosed cab with overhead
 opening front window, sliding side
 window, lockable door, heater,
 defroster and air conditioner,
 radio/USB player + 2 speakers
 bluetooth with remote control and
 5.7" color LCD display screen

Sound levels:

ISO 6396:2008 sound pressure #level
 LpA=77dB(A)

Mechanical suspension seat, with seat
 belt, and seat heater

Pilot operated joysticks for boom,
 arm, bucket and swing with
 adjustable wrist rests

Foot pedals for travel control and
 swing tower control

Gauges: Engine coolant temperature,
 hydraulic oil temperature,
 and fuel level

Indicator Lights: Hydraulic oil temp,
 air cleaner, engine stop, check
 engine, water in fuel, battery
 charging, emergency warning, low
 fuel level, engine coolant
 temperature, engine oil
 pressure, DPF regeneration inhibit
 warning and regeneration

acknowledge, DPF warning, and high
 exhaust temperature

ELECTRICAL:

12 Volt electrical starting system
 includes heavy-duty battery and
 starting motor
 60 Amp alternator
 Battery master switch
 Key start
 Anti-theft-engine starting passwords
 Dual 12V power plug recepticals
 Front working light
 Auto idle feature with on/off switch
 Pre-wired telematics ready

BLADE:

Hydraulically controlled dozer blade
 Optional 4-way angle blade

UNDERCARRIAGE:

Rubber tracks
 Track pad width: 15" (380 mm)
 Track length: 8'4" (2530 mm)
 Gradeability: 35 degrees
 Ground clearance: 1'3" (380 mm)

TRACK DRIVE:

Two speed travel
 Fully hydrostatic drive system
 Track tension adjustment
 (grease type)
 Sealed and lubricated track

HYDRAULICS:

Control pattern selector valve
 Hydraulic oil filter
 Total Auxiliary Flow:
 24.2 gpm @ 3,191 psi
 (91.6 L/min @ 220 bar)
 Main Pump: 3,130 PSI
 Auxiliary valves and piping
 for independent one way aux and
 two way aux circuits.
 Proportional auxiliary hydraulic flow



**E60C COMPACT EXCAVATOR
US PRICE LIST**

Standard Equipment

control
Large capacity hydraulic oil cooler
Cylinder rod protection covers
-Boom

UPPER:

Standard Arm w/Thumb bracket:
4"10" (1.48 m)
Optional Long Arm w/Thumb bracket:
6'3" (1.9 m)
Boom: 9'6" (2.9 m)
Boom Swing: 70° left / 50° right
Short Tail Swing Radius
Swing brake: disc type, spring applied
and hydraulically released

Bucket linkage with lifting hook

MISCELLANEOUS:

Operating weight:
Cab, short arm - 12,790 lbs (5800 kg)
Cab, long arm with additional
counterweight - 13,290 lbs
(6025 kg)
Additional counterweight - 440 lbs
Warranty - Base warranty coverage:
2-Year/3,000-Hour Full Machine Limited
Warranty

SHIPPING POINT:
Port of Entry

E60C COMPACT EXCAVATOR US PRICE LIST

Models

COMMERCIAL MODEL	Weight	Factory Data	List Price
E60C	12,940 LB		\$89,115.00

Packet	Description		Weight	Factory Data	List Price
E60C CAB Long Arm					\$2066.00
SD_10181-CRAWLER TYPE		Rubber Tracks 400MM			
SD_30180-TRAVEL ALARM		Travel Alarm			
SD_40003-COUNTERWEIGHT		Additional Counterweight			
SD_47181-OPERATOR'S MANUAL		Operators Manual - English			
SD_X5405-2ND AUX. CIRCUIT		W/O 2nd Aux 2-Way Proportional			
SD_X5407-1ST AUX HYD CIRCUIT		2Way Aux Joystick Proportional			
SD_X5414-AUX WORKLIGHTS CAB		Working Lights			
SD_X6100-ARM		Arm Long w/Thumb Bracket			
SD_X6206-LINKAGE		Linkage With Hook			
SD_X6207-HYDR Q/C PROV.		W/O Q/C Provision			
SD_X6210-BEACON		Beacon			
SD_X9850-HYDRAULIC OIL		STD HYD OIL VG46			
SD_X9908-CAMERA		W/O Rear View Camera			
E60C CAB Long HQCP					\$2533.00
SD_10181-CRAWLER TYPE		Rubber Link Tracks 400MM			
SD_30180-TRAVEL ALARM		Travel Alarm			
SD_40003-COUNTERWEIGHT		Additional Counterweight			
SD_X5405-2ND AUX. CIRCUIT		W/O 2nd Aux 2-Way Proportional			
SD_X5407-1ST AUX HYD CIRCUIT		2Way Aux Joystick Proportional			
SD_X5414-AUX WORKLIGHTS CAB		Working Lights			
SD_X6100-ARM		Arm Long w/Thumb Bracket			
SD_X6206-LINKAGE		Linkage With Hook			
SD_X6207-HYDR Q/C PROV.		Hydraulic Q/C Provision			
SD_X6210-BEACON		Beacon			
SD_X9850-HYDRAULIC OIL		STD HYD OIL VG46			
SD_X9908-CAMERA		W/O Rear View Camera			
E60C CAB Short Arm					\$305.00
SD_10181-CRAWLER TYPE		Rubber Tracks 400MM			
SD_30180-TRAVEL ALARM		Travel Alarm			
SD_40003-COUNTERWEIGHT		Standard Counterweight.			
SD_47181-OPERATOR'S MANUAL		Operators Manual - English			
SD_X5405-2ND AUX. CIRCUIT		W/O 2nd Aux 2-Way Proportional			
SD_X5407-1ST AUX HYD CIRCUIT		2Way Aux Joystick Proportional			
SD_X5414-AUX WORKLIGHTS CAB		Working Lights			
SD_X6100-ARM		Arm Short w/Thumb Bracket			
SD_X6206-LINKAGE		Linkage With Hook			
SD_X6207-HYDR Q/C PROV.		W/O Q/C Provision			



**E60C COMPACT EXCAVATOR
US PRICE LIST**

Packet	Description			Weight	Factory Data	List Price
SD_X6210-BEACON			Beacon			
SD_X9850-HYDRAULIC OIL			STD HYD OIL VG46			
SD_X9908-CAMERA			W/O Rear View Camera			

**E60C COMPACT EXCAVATOR
US PRICE LIST**

Factory Supplied Options

Order Code	Description	Weight	Factory Data	List Price
SD_10181 CRAWLER TYPE				
9552610	Steel Tracks 450 MM Steel track chain with steel grousers/shoes. Select this track for the most aggressive traction in soils and if there is no concern for disrupting the appearance of ground conditions such as grass, asphalt or concrete. This track is intended for use on soils, but can be used on hard surfaces as well.			\$2,320.00
9552612	Steel w/Pads 400 MM Steel track chain with steel grousers/shoes and bolt on rubber track pads. Each rubber track pad can be individually replaced or removed independently from the steel grouser/shoe. Select this option to gain traction on hard surfaces such as asphalt or concrete and to help protect their surface finish with the rubber track pads attached. All of the rubber track pads can be removed to perform as an all steel track as desired.			\$4,424.00
9552613	Steel w/Pad Hole 400MM Steel track chain with steel grousers/shoes that have holes to accept bolt-on rubber track pads. Select this track for the most aggressive traction in soils and if there is no concern for disrupting the appearance of ground conditions such as grass, asphalt or concrete. For added traction on hard surfaces such as asphalt or concrete and to help protect their surface finish it is recommended to use bolt on rubber track pads.			\$2,200.00
9552710	Rubber Link Tracks 400MM Steel track chain with molded rubber grousers/shoes. These are also called hybrid tracks or roadliner tracks. Each grouser/shoe has a steel core completely molded in rubber and can be individually replaced since they are bolted to a steel chain. This track will offer the stability of a steel track with the surface protection of a rubber track pad.			\$12,503.00
9552711	Rubber Tracks 400MM One-piece molded rubber belt track with a steel cable core. The entire track must be replaced at time of service. Select this track for general use on soils and hard surfaces.			No Charge

**E60C COMPACT EXCAVATOR
US PRICE LIST**

SD_30180 TRAVEL ALARM

		747994	W/O Travel Alarm			No Charge
		747453	Travel Alarm			
			if BRAND is New Holland CE			\$305.00

SD_40003 COUNTERWEIGHT

		747995	Standard Counterweight.			No Charge
		747084	Additional Counterweight This is a one-piece counterweight that will have the same appearance as the standard counterweight, but weighs 220 lb (100 kg) more. This is not an additional bolt-on weight, just a weight that weighs more than the standard for additional capacity. Tail swing radius and overhang will remain the same.			\$985.00

SD_47181 OPERATOR'S MANUAL

		747480	Operators Manual - English			No Charge
		747961	Operators Manual - French			No Charge
		747464	Operators Manual- Spanish			No Charge

SD_X5202 TRACK GUIDE

		747097	3-Piece Track Guide 3-piece track guides for steel tracks and steel tracks with bolt on rubber track pads only			No Charge
		747128	W/O TRACK GUIDE			No Charge

SD_X5405 2ND AUX. CIRCUIT

		747999	W/O 2nd Aux 2-Way Proportional			No Charge
		747053	2nd Aux 2-Way Proportional			\$2,641.00

SD_X5407 1ST AUX HYD CIRCUIT

		747122	2Way Aux Joystick Proportional			No Charge
		747123	2Way Aux Pedal Proportional			No Charge

SD_X5414 AUX WORKLIGHTS CAB

		747057	Working Lights			No Charge
		747235	LED CAB WORKLIGHTS			\$150.00

SD_X6100 ARM

		747078	Arm Short w/Thumb Bracket			No Charge
		747079	Arm Long w/Thumb Bracket			\$912.00

SD_X6105 DOZER BLADE OPTION

		747232	STD DOZER BLADE			No Charge
		747981	4-Way Angle Dozer Blade			\$4,300.00



**E60C COMPACT EXCAVATOR
US PRICE LIST**

SD_X6206 LINKAGE

		747063	Linkage Without Hook			(\$140.00)
--	--	--------	----------------------	--	--	------------

SD_X6207 HYDR Q/C PROV.

		747065	W/O Q/C Provision			No Charge
		747236	HYD Q/C PROV 2 WAY Includes factory installed sensor and harness, cab switch & hydraulic lines to end of arm. No longer necessary to install safety interlock kit. Replaces QC Provision 747064			\$641.00

SD_X9908 CAMERA

		747089	W/O Rear View Camera			No Charge
		747090	Rear View Camera			\$593.00

**E60C COMPACT EXCAVATOR
US PRICE LIST**

Factory Supplied Attachments

Order Code	Description	Weight	Factory Data	List Price
------------	-------------	--------	--------------	------------

KLAC Buckets & Coupler

47422702	12"HD Bucket (KLAC Coupler) Always reference model lifting capacities when configuring units with attachments	220 LB		\$1,165.00
47422703	18"HD Bucket (KLAC Coupler) Always reference model lifting capacities when configuring units with attachments	256 LB		\$1,236.00
47422704	24"HD Bucket (KLAC Coupler) Always reference model lifting capacities when configuring units with attachments	309 LB		\$1,378.00
47422705	36"HD Bucket (KLAC Coupler) Always reference model lifting capacities when configuring units with attachments	408 LB		\$1,729.00
47422658	36"Ditch Bucket (KLAC Coupler) Always reference model lifting capacities when configuring units with attachments	315 LB		\$1,139.00
47422660	KLAC Base Plate (To adapt other buckets) Always reference model lifting capacities when configuring units with attachments	31 LB		\$348.00
47873455	ATTACHMENT, RIPPER TOOTH, Always reference model lifting capacities when configuring units with attachments	220 LB		\$929.00
48057636	Coupler, KLAC Always reference model lifting capacities when configuring units with attachments	55 LB		\$1,278.00
47872281	36"Cemetery Bucket (KLAC Coupler) Always reference model lifting capacities when configuring units with attachments	310 LB		\$1,200.00

Pin-On/Mech. Buckets & Coupler

48057625	12"HD Bucket (Pin-On & Mech/Hyd Coupler) Always reference model lifting capacities when configuring units with attachments	190 LB		\$930.00
48057626	18"HD Bucket (Pin-On & Mech/Hyd Coupler) Always reference model lifting capacities when configuring units with attachments	240 LB		\$1,002.00
48057627	24"HD Bucket (Pin-On & Mech/Hyd Coupler) Always reference model lifting capacities when configuring units with attachments	291 LB		\$1,143.00
48057628	36"HD Bucket (Pin-On & Mech/Hyd Coupler) Always reference model lifting capacities when configuring units with attachments	388 LB		\$1,408.00
48057629	36"Ditch Bucket (Pin-On & M/H Coupler) Always reference model lifting capacities when configuring units with attachments	313 LB		\$1,056.00
48057637	36"Cemetery Bucket (Pin-On & M/H Coupler) Always reference model lifting capacities when configuring units with attachments	305 LB		\$1,200.00

**E60C COMPACT EXCAVATOR
US PRICE LIST**

	48057630	Coupler, Mechanical Pin-Grabber Only compatible with C-Series buckets Includes 1 set of dead pins for installation into a single bucket Always reference model lifting capacities when configuring units with attachments.	74 LB		\$1,545.00
	48057631	PIN Required when ordering more than 1 bucket with a Pin-Grabber Coupler			\$209.00
	48057639	Ripper Tooth Pin-On Always reference model lifting capacities when configuring units with attachments	220 LB		\$929.00
	48058014	Coupler, Hydraulic Pin-Grabber Only compatible with C-Series buckets Includes 1 set of dead pins for installation into a single bucket Always reference model lifting capacities when configuring units with attachments. Hydraulic Q/C Prov 747064 is required to power hydraulic coupler.	63 LB		\$3,251.00
	48082917	Coupler, B/C-Series Universal Mechanical Adapter, compatible with both B & C-Series buckets Always reference model lifting capacities when configuring units with attachments	85 LB		\$824.00

Thumbs

	48059650	Thumb Kit, Hyd.,Short Tines USE W/DIRECT FIT AND KLAC BUCKETS Always reference model lifting capacities when configuring units with attachments.	250 LB		\$2,453.00
	48058021	Thumb Kit, Hyd.,Long Tines USE W/MECH AND HYD PIN-GRABBER COUPLERS Always reference model lifting capacities when configuring units with attachments	250 LB		\$2,453.00

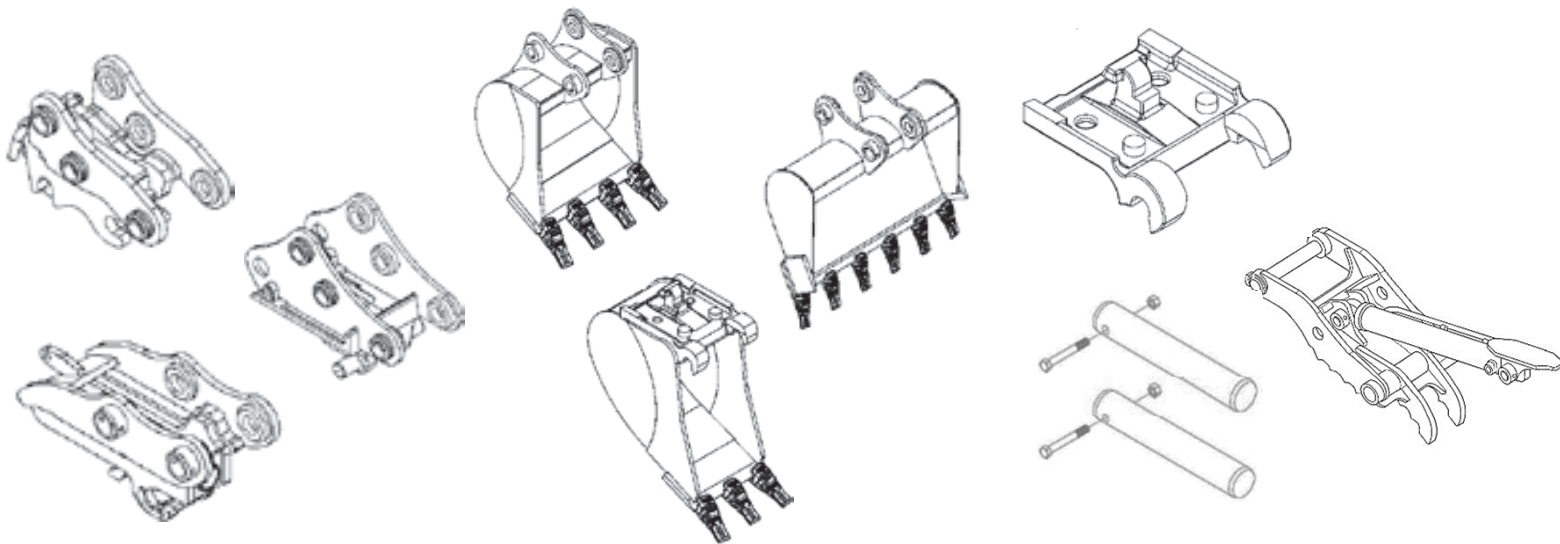
MEX DIA Kits										
Order Through Service Parts			Models							Rules
Type	Part Number	Description	E17C	E26C	E30C	E33C	E37C	E57C	E60C	
Hydraulics	48160505	Hyd Quick Coupler Provision, Inst. Instruction p/n 47899431	x							
Hydraulics	48100296	2nd Aux 2-Way Circuit, Inst. Instruction p/n 47760002		x						
Hydraulics	48160524	Hyd Quick Coupler Provision, Inst. Instruction p/n 47790740		x						
Hydraulics	48100298	2nd Aux 2-Way Circuit, Inst. Instruction p/n 47760002			x					
Hydraulics	48160531	Hyd Quick Coupler Provision, Inst. Instruction p/n 47790740			x					
Hydraulics	48100300	2nd Aux 2-Way Circuit, Inst. Instruction p/n 47760208				x				
Hydraulics	48160535	Hyd Quick Coupler Provision, Inst. Instruction p/n 47760654				x				
Hydraulics	48100302	2nd Aux 2-Way Circuit, Inst. Instruction p/n 47760208					x			
Hydraulics	51447899	Hyd Quick Coupler Provision, Inst. Instruction p/n 47790740						x		
Hydraulics	48160582	Hyd Quick Coupler Provision, Inst. Instruction p/n 47760654					x			
Hydraulics	51451974	Hyd Quick Coupler Provision, Inst. Instruction p/n 51451983							x	
Telematics	48041548	Telematics, Inst. Instruction p/n 48045133	x							
Telematics	48041549	Telematics, Inst. Instruction p/n 48179901		x	x	x	x			
Telematics	48041551	Telematics, Inst. Instruction p/n 48045137						x		
Telematics	48071951	Telematics, Inst. Instruction p/n 48173065 (S/N Range) before 0003(NH);							x	
Telematics	48105205	Telematics, Inst. Instruction p/n 48105208 (S/N Range) after 0004(NH);							x	
Operational	48120185	Additional Counterweight, Inst. Instruction p/n 48120189					x			
Operational	48118007	Travel Alarm, Inst. Instruction p/n 48178344					x			
Operational	48118003	Travel Alarm, Inst. Instruction p/n 48117996	x							
Operational	48118005	Travel Alarm, Inst. Instruction p/n 48178344		x	x					
Operational	48120194	Additional Counterweight, Inst. Instruction p/n 48120189	x							
Operational	48120193	Additional Counterweight, Inst. Instruction p/n 48120189		x						
Operational	48152809	Boom/Arm Holding Valves (Object Handling), Inst. Instruction p/n 47760691		x						Cab Only
Operational	48152810	Boom/Arm Holding Valves (Object Handling), Inst. Instruction p/n 47760691		x						Canopy Only
Operational	48120192	Additional Counterweight, Inst. Instruction p/n 48120189			x					
Operational	48153033	Boom/Arm Holding Valves (Object Handling), Inst. Instruction p/n 47760691			x					Cab Only
Operational	48153034	Boom/Arm Holding Valves (Object Handling), Inst. Instruction p/n 47760691			x					Canopy Only
Operational	48118006	Travel Alarm, Inst. Instruction p/n 48178344				x				
Operational	48120191	Additional Counterweight, Inst. Instruction p/n 48120189				x				
Operational	48153036	Boom/Arm Holding Valves (Object Handling), Inst. Instruction p/n 47760691				x				
Operational	48153043	Boom/Arm Holding Valves (Object Handling), Inst. Instruction p/n 47760691					x			Cab Only
Operational	48153044	Boom/Arm Holding Valves (Object Handling), Inst. Instruction p/n 47760691					x			Canopy Only
Operational	51502076	Kit, Bucket/Arm Cylinder Rod Covers	x							
Cab	48154618	Air Conditioning, Inst. Instruction p/n 48154615					x			Cab Only
Cab	48100303	3" Seat Belt, Inst. Instruction p/n 47992927						x	x	
Cab	48100304	3" Seat Belt, Inst. Instruction p/n 47989463	x							
Cab	51485433	Heavy Counterweight Zero Tail Swivel Kit, Inst p/n 51485436		x						



NEW HOLLAND

CONSTRUCTION

Mini Excavator Bucket, Coupler & Thumb Guide



Category: Product Guide
Series/Model: Mini Excavator/All
Document: CON-10067-18
Date: April 2018

Light Construction

This is a Sales Education Document not to be used for advertisement

This page left intentionally blank

Table of Contents

4	Klac Coupler/Bucket Tutorial
5	Mechanical Coupler/Bucket Tutorial
6	Hydraulic Coupler/Bucket Tutorial
7	Coupler – Breakout Loss vs. Operator Convenience
7	Coupler Style Guide
8	Pin-On/Mechanical/Hydraulic Bucket Options
9	Pin-On/Mechanical/Hydraulic Coupler Options
9	Dead Pin Kits
10	Klac Bucket Options
11	Klac Coupler & Adapter Plate Options
12	Hydraulic Thumb Options
12	Hydraulic Thumb Specs
13	Pin-On Buckets Specs
14	Klac Bucket Specs
15	Coupler Specs - All
16	Specialty Bucket Specs
17	B to C-Series Coupler/Bucket Compatibility

C Series Compact Excavator KLAC Coupler Operation

KLAC (*pronounced Clack*) couplers provide a mechanical coupler for buckets or other attachments without the digging power loss of a pin grabber coupler.

The KLAC coupler allows operators to release the bucket using the KLAC tool, and maneuver the arm to remove the attachment.

Once the operator has lined up the pins to put the attachment on, curling the bucket will engage the Klac system, snapping into place, so the operator does not have to leave the seat a second time to secure the bucket or attachment.

KLAC couplers only accept KLAC buckets



Unlock Tool installed



Pull downward on tool to unlock



Bucket unlocked



KLAC Unlock Tool



The coupler will stay in the unlocked position until a new bucket is attached and it will automatically lock.

After unlocking the KLAC coupler, remove the tool and store it.

Pin grabber buckets cannot attach to a KLAC coupler. A KLAC base plate can be purchased so that non KLAC buckets can be attached using the KLAC coupler.

C Series Compact Excavator Mechanical Pin Grabber Coupler

The optional Mechanical Pin Grabber coupler allows the Quick disconnect / connect of pin-on buckets.

The coupler comes with a tool (blue arrow) to open and close the coupler.

To disconnect the bucket - roll the bucket out to the position shown to first remove the lock pin (red end).

Insert the tool in the coupler as shown and raise the tool toward the arm until the pin can be reinserted through the holes (red Arrow) holding the coupler in the unlocked position.

Once released, the operator will move the arm to maneuver the coupler out of the bucket or attachment.

Reverse the process to lock the coupler on the next bucket.




All buckets used must have a set of pins installed in the bucket. A dead pin kit for buckets is available through NH parts.

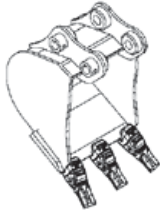
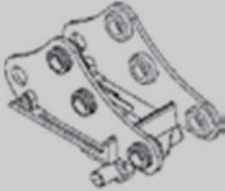
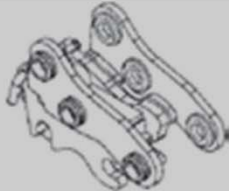

C Series Compact Excavator Hydraulic Pin Grabber Coupler

The hydraulic pin grabber allows the operator to use the hydraulic coupler switch in the cab to attach and un-attach pin grabber buckets and attachments without leaving the seat.



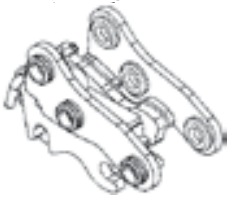
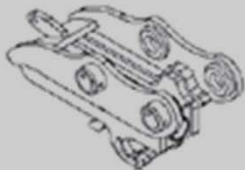
This option allows an operator to easily and quickly change attachments, and get back to work.







OPERATOR CONVENIENCE VS. BREAKOUT LOSS


	Least ←	Breakout Loss	→ Greatest
Least ↑	 Direct Pin-On		
Operator Convenience		 Klac Coupler	 Mechanical Pin Grabber
↓ Greatest			 Hydraulic Pin Grabber

Coupler Style Guide

		Use	Notes
Direct Pin-On		For use where bucket changes are infrequent, or where cost of labor is less impactful.	Direct Fit buckets provide the best breakout force.
Klac Coupler		For use where operator convenience and limited breakout losses are key factors.	The low profile of the Klac style coupler is designed to mitigate the loss of breakout force.
Mechanical Pin Grabber		For use where bucket (accessory) changes are frequent.	Breakout force is reduced due to increased length between hydraulic torque input and digging implement.
Hydraulic Pin Grabber		For use where bucket (accessory) changes are frequent and operator convenience is key factor.	Breakout force is reduced due to increased length between hydraulic torque input and digging implement.

PIN-ON/MECHANICAL/HYDRAULIC BUCKETS OPTIONS

PART NUMBER	DESCRIPTION	E17C	E26C	E30C	E33C	E37C	E57C	E60C
48057605	10" HD Bucket	x						
48057606	 12" HD Bucket	x						
48057607	16" HD Bucket	x						
48057608	18" HD Bucket	x						
48057611	12" HD Bucket		x					
48057612	 18" HD Bucket		x					
48057613	24" HD Bucket		x					
48190704	12" HD Bucket**			x				
48190705	18" HD Bucket**			x				
48190706	24" HD Bucket**			x				
48057617	12" HD Bucket				x			
48057619	 18" HD Bucket				x			
48057620	24" HD Bucket				x			
48057621	36" HD Bucket					x		
48057622	36" Ditch Bucket					x		
48057625	12" HD Bucket						x	
48057626	18" HD Bucket						x	
48057627	 24" HD Bucket						x	
48057628	36" HD Bucket						x	
48057629	36" Ditch Bucket						x	
48057637	36" Cemetery Bucket						x	

 Most Popular

*Higher capacity than E26C bucket


+ No Direct fit - use with coupler Only on E30C

PIN-ON/MECHANICAL/HYDRAULIC COUPLERS

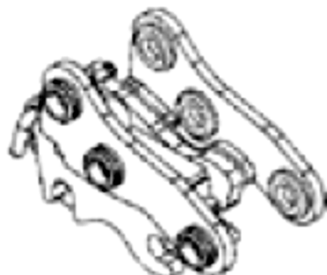
PART NUMBER	DESCRIPTION	E17C	E26C	E30C	E33C	E37C	E57C	E60C
48057609	Coupler, Mech	x						
48057615	★ Coupler, Mech		x					
48057623	★ Coupler, Mech				x			
48057630	★ Coupler, Mech						x	
48094307	Coupler, Hyd		x					
48058013	Coupler, Hyd				x			
48058014	Coupler, Hyd						x	
48082917	Coupler, B/C Universal						x	

DEAD PIN KITS

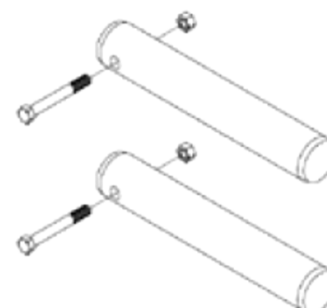
PART NUMBER	DESCRIPTION	E17C	E26C	E30C	E33C	E37C	E57C	E60C
48057610	Kit, Dead Pin	x						
47457879	Kit, Dead Pin		x					
48057624	Kit, Dead Pin				x			
48057631	Kit, Dead Pin						x	



Hydraulic Pin Grabber



Mechanical Pin Grabber



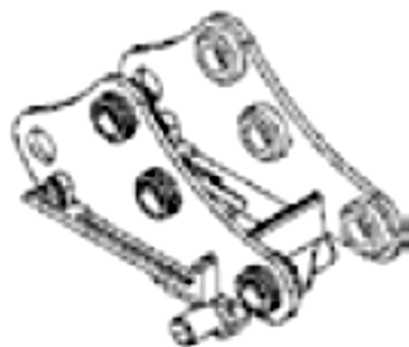
Dead Pin Kit

KLAC BUCKETS OPTIONS

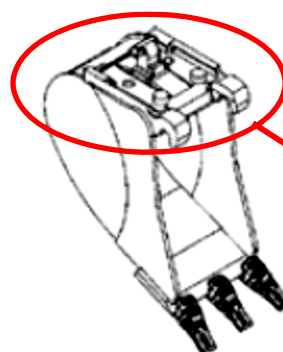
PART NUMBER	DESCRIPTION	E17C	E26C	E30C	E33C	E37C	E57C	E60C
47422586	10" HD Bucket	x						
47422587 ★	12" HD Bucket	x						
47422588	16" HD Bucket	x						
47422589	18" HD Bucket	x						
48094116	12" HD Bucket		x					
48094117 ★	18" HD Bucket		x					
48094118	24" HD Bucket		x					
47422654	12" HD Bucket				x			
47422655 ★	18" HD Bucket				x			
47422656	24" HD Bucket				x			
47422657	36" HD Bucket					x		
47422658 ★	36" Ditch Bucket					x		
47422702	12" HD Bucket						x	
47422703	18" HD Bucket						x	
47422704 ★	24" HD Bucket						x	
47422705	36" HD Bucket						x	
47422658	36" Ditch Bucket						x	
47872281	36" Cemetery Bucket						x	

KLAC COUPLERS, ADAPTER PLATES

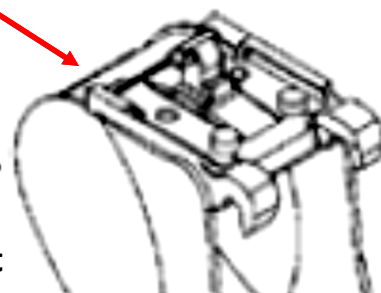
PART NUMBER	DESCRIPTION	E17C	E26C	E30C	E33C	E37C	E57C	E60C
47422602	Adapter, KLAC	x						
48057632	Coupler, KLAC	x						
47422632	Adapter, KLAC		x					
48057633	Coupler, KLAC		x					
47422660	Adapter, KLAC				x			
48057634	Coupler, KLAC				x			
47422660	Adapter, KLAC						x	
48057636	Coupler, KLAC						x	



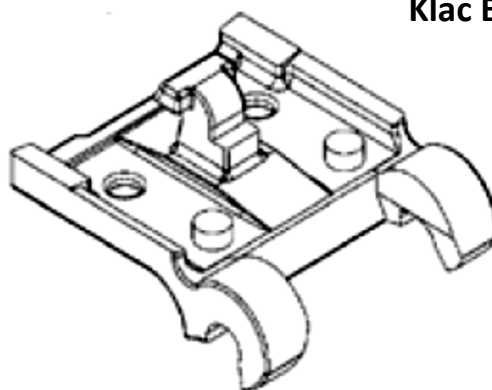
Klac Coupler



Klac Bucket



Klac Bucket Segment view



Klac Adapter Plate

*****Use to convert other (non-Klac) buckets for Klac coupler*****

HYDRAULIC THUMBS OPTIONS

PART NUMBER	DESCRIPTION	E17C	E26C	E30C	E33C	E37C	E57C	E60C
Hydraulic Coupler Only								
48094114	Thumb, Long	N/A	x	x				
Mechanical/Hydraulic Coupler								
48058020	Thumb, Long	N/A			x			
48058021	Thumb, Long	N/A					x	
Direct Fit/Mechanical/Klac Coupler								
48058019	Thumb, Short	N/A	x	x				
Direct Fit/Klac Coupler								
48059646	Thumb, Short	N/A			x			
48059650	Thumb, Short	N/A					x	

HYDRAULIC THUMB SPECS

Style	Part No.	Weight lbs. (kg)	Application Notes
E26C			
Short Thumb	48058019	121 (55)	For use with direct fit, Klac, or mechanical couplers.
Long Thumb	48094114	132 (60)	For use with hydraulic coupler. Longer tines needed to make up for the distance added by hydraulic pin grabber
E30C			
Short Thumb	48058019	121 (55)	For use with Klac or mechanical couplers.
Long Thumb	48094114	132 (60)	For use with direct fit or hydraulic coupler.
E33C & E37C			
Short Thumb	48059646	134 (61)	For use with Klac coupler and direct fit buckets. Short tine length necessary to match tine tip to bucket edge.
Long Thumb	48058020	150 (68)	For use with hydraulic and mechanical pin grabber couplers. Longer tines are needed to make up for the distance added by the pin grabber couplers.
E57C & E60C			
Short Thumb	48059650	154 (70)	For use with Klac coupler and direct fit buckets. Short tine length necessary to match tine tip to bucket edge.
Long Thumb	48058021	185 (84)	For use with hydraulic and mechanical pin grabber couplers. Longer tines are needed to make up for the distance added by the pin grabber couplers.

PIN-ON BUCKETS SPECS

Part No.	Width in (mm)	Cut in (mm)	Rated ft ³ (liter)	No. of Teeth	Weight lbs. (kg)
E17C (1-position)					
48057605	10 (254)	11 (279)	.87 (25)	3	79 (36)
48057606	12 (305)	13 (330)	1.0 (28)	3	86 (39)
48057607	16 (406)	17 (432)	1.3 (37)	3	97 (44)
48057608	18 (457)	19 (483)	1.5 (42)	4	106 (48)
E26C & E30C (1-position)					
48057611	12 (305)	13 (330)	1.3 (37)	3	121 (55)
48057612	18 (457)	19 (483)	2.0 (57)	4	154 (70)
48057613	24 (610)	25 (635)	2.7 (76)	5	185 (84)
E30C (1-position – high capacity)					
48190704	12 (305)	13 (330)	2.1 (59)	3	161 (73)
48190705	18 (457)	19 (483)	3.2 (91)	4	189 (86)
48190706	24 (610)	25 (635)	4.3 (119)	5	249 (113)
E33C & E37C (1-position)					
48057617	12 (305)	13 (330)	2.2 (62)	3	161 (73)
48057619	18 (457)	19 (483)	3.2 (91)	4	205 (93)
48057620	24 (610)	25 (635)	4.2 (119)	5	247 (112)
48057621	36 (914)	37 (940)	6.4 (181)	6	331 (150)
E57C & E60C (1-position)					
48057625	12 (305)	13 (330)	3.0 (85)	3	190 (86)
48057626	18 (457)	19 (483)	4.5 (127)	4	240 (109)
48057627	24 (610)	25 (635)	6.3 (178)	5	291 (132)
48057628	36 (914)	37 (940)	9.8 (278)	6	388 (176)

Refer to operator's manual for bucket application restrictions.

KLAC BUCKETS SPECS

Part No.	Width in (mm)	Cut in (mm)	Rated ft ³ (liter)	No. of Teeth	Weight lbs. (kg)
E17C					
47422586	10 (254)	11 (279)	.87 (25)	3	88 (40)
47422587	12 (305)	13 (330)	1.0 (28)	3	95 (43)
47422588	16 (406)	17 (432)	1.5 (42)	3	106 (48)
47422589	18 (457)	19 (483)	1.8 (51)	4	117 (53)
E26C & E30C					
48094116	12 (305)	13 (330)	1.4 (39)	3	143 (65)
48094117	18 (457)	19 (483)	2.1 (58)	4	176 (80)
48094118	24 (610)	25 (635)	2.8 (78)	5	209 (95)
E33C & E37C					
47422654	12 (305)	13 (330)	2.2 (62)	3	179 (81)
47422655	18 (457)	19 (483)	3.2 (91)	4	223 (101)
47422656	24 (610)	25 (635)	4.2 (119)	5	267 (121)
47422657	36 (914)	37 (940)	6.4 (181)	6	348 (158)
E57C & E60C					
47422702	12 (305)	13 (330)	3.0 (85)	3	220 (100)
47422703	18 (457)	19 (483)	3.6 (102)	4	256 (116)
47422704	24 (610)	25 (635)	5.0 (142)	5	309 (140)
47422705	36 (914)	37 (940)	7.8 (221)	6	408 (185)

Refer to operator's manual for bucket application restrictions.

COUPLER SPECS

Style	Part No.	Weight lbs. (kg)	Application Notes
E17C			
Mechanical	48057609	65 (29)	1-postion mount. Use with C-series pin-on buckets only.
Klac	48057632	30 (14)	1-postion mount. Use with Klac buckets only.
E26C & E30C			
Mechanical	48057615	95 (43)	1-postion mount. Use with C-series pin-on buckets only.
Hydraulic	48094307	95 (43)	1-postion mount. (Requires QC aux kit. Use with B-series and C-series pin-on buckets. Requires removal of spacer plates on coupler to fit B-series buckets.) Pin spacing range: 6.53"-8.66" (166mm-220mm) Pin diameter: 35mm
Klac	48057633	60 (27)	1-postion mount. Use with Klac buckets only.
E33C & E37C			
Mechanical	48057623	97 (44)	1-postion mount. Use with B-series and C-series pin-on buckets.
Hydraulic	48058013	115 (52)	1-postion mount. (Requires QC aux kit. Use with B-series and C-series pin-on buckets.) Pin spacing range: 6.69"-8.78" (170mm-223mm) Pin diameter: 40mm
Klac	48057634	115 (52)	1-postion mount. Use with Klac buckets only.
E57C & E60C			
Mechanical	48057630	165 (75)	1-postion mount. Use with C-series pin-on buckets only.
Bucket Adapter (Mechanical)	48082917	160 (73)	1-postion mount. (Use for mounting B-Series and C-series pin-on buckets to C-Series.) Pin spacing – 8.98" (228mm) or 11.22" (285mm). Pin diameter – 45mm
Hydraulic	48058014	154 (70)	1-postion mount. (Requires QC aux kit. Use with C-series pin-on buckets only.) Pin spacing range – 10.28"-11.65" (261mm-296mm) Pin diameter – 45mm
Klac	48057636	110 (50)	1-postion mount. Use with Klac buckets only.

SPECIALITY BUCKETS SPECS

Part No.	Width in (mm)	Cut in (mm)	Rated ft ³ (liter)	No. of Teeth	Weight lbs.(kg)	Bolt-On Edge (Not Included)
E33C & E37C Ditch Cleaning Buckets - Pin-On						
48057622	36 (914)	37 (940)	6.6 (187)	–	233 (106)	47848358
E33C & E37C Ditch Cleaning Buckets - Klac						
47422658	36 (914)	37 (940)	6.6 (187)	–	315 (143)	47848358
E57C & E60C Ditch Cleaning Buckets – Pin-On						
48057629	36 (914)	37 (940)	6.6 (187)	–	238 (108)	47848358
E57C & E60C Ditch Cleaning Buckets - Klac						
47422658	36 (914)	37 (940)	6.6 (187)	–	315 (143)	47848358
E57C & E60C Cemetery Buckets – Pin-On						
48057637	36 (914)	37 (940)	3.5 (99)	6	269 (122)	N/A
E57C & E60C Cemetery Buckets – Klac						
47872281	36 (914)	37 (940)	3.5 (99)	6	310 (141)	N/A

Refer to operator's manual for bucket application restrictions.

C-SERIES MINI EXCAVATOR COUPLER/BUCKET COMPATIBILITY

MODEL	PART NO.	DESCRIPTION	B- SERIES BUCKETS	C-SERIES BUCKETS
E17C	48057609	Coupler, Mechanical Pin-Grabber	No	Yes
E26C/E30C	48057615	Coupler, Mechanical Pin-Grabber	No	Yes
	48094307	Coupler, Hydraulic Pin-Grabber	Yes	Yes
			(requires removal of spacer plates)	
E33C/E37C	48057623	Coupler, Mechanical Pin-Grabber	Yes	Yes
	48058013	Coupler, Hydraulic Pin-Grabber	Yes	Yes
E57C/E60C	48057630	Coupler, Mechanical Pin-Grabber	No	Yes
	48058014	Coupler, Hydraulic Pin-Grabber	No	Yes
	48082917	Coupler, B/C Series Universal Mechanical	Yes	Yes

Average Lead-Times		
Unit/Attachment	Order to Port	Port to Dealer
Italy	50-70 days	15-20 days
Korea	50-70 days	15-20 days
Buckets, Couplers & Thumbs	30 days (average) / 60 day (promise)	

*Subject to change without notice. Based on availability of parts.

- Units shipping from Korea will take longer in-transit to East Coast ports. Units shipping from Italy will take longer in-transit to West Coast ports.

Quick Ship Rules
1-2 units (if available in inventory, FIFO rule applies), if another order comes in same day ahead of the dealer order then they may not be able to ship. If dealer sees it available then time is critical.
If only 1 available they will ship 1 and place one on normal factory lead time FIFO schedule.
If greater 3 or more of same PN bucket it will be treated as a stocking order, normal lead times FIFO in factory apply, exception is if inventory can be immediately backfilled < 1 week.

[illegible]



Learn more at www.newholland.com

Design, materials and/or specifications are subject to change without notice and without liability therefor. Specifications are applicable to units sold in Canada, the United States, its territories and possessions, and may vary outside these areas.

© 2018 CNH Industrial N.V. All rights reserved. New Holland is a trademark in the United States and many other countries, owned by or licensed to CNH Industrial N.V., its subsidiaries or affiliates. Any trademarks referred to herein, in association with goods and/or services of companies other than CNH America LLC, are the property of those respective companies.



Safety begins with a thorough understanding of the equipment. Always make sure you and your operators read the Operator's Manual before using the equipment.

Pay close attention to all safety and operating decals and never operate machinery without all shields, protective devices and structures in place.

